

# Signaling units Ø 60

Harmony<sup>®</sup> XVU modular tower lights

Catalog

November 2018



# Quick access to Product information

## Select your Catalog, your Training

### Digi-Cat

The complete digital catalog for industrial automation



Makes your choice easy every day, everywhere!



With just 3 clicks, you can reach the 7,000 pages of the Industrial Automation & Control catalog, in both English and French.

- Digi-Cat is available on a USB key (for PC). To get your Digi-Cat, please contact your local center
- Download Digi-Cat from this address:

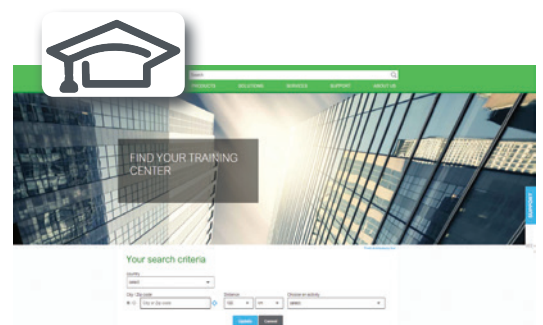
<http://digi-cat.schneider-electric.com/download.html>



### Find your training

- Find the right training for your needs
- Locate the training center with the selector tool, using this address:

<http://www.schneider-electric.com/b2b/en/services/training/technical-training.jsp>



then click on

Find your training center

Life Is On



# General contents

## Harmony® XVU modular tower lights

■ General presentation.....	page 2
<i>Selection guide</i> .....	<i>page 6</i>
■ Presentation.....	page 10
■ Software configuration .....	page 11
■ Description.....	page 12
■ References	
□ Illuminated units.....	page 13
□ Audible units, base units.....	page 14
□ Accessories.....	page 15
■ Product reference index.....	page 16

# Signaling units

## Modular tower lights

### Harmony type XVU Ø 60

#### Harmony® XVU modular tower light with innovative features

The Harmony XVU modular range of tower lights are 360° pilot lights and commonly used signaling product for a wide range of applications. These tower lights are visual and audible signaling units that comes with a combination of innovative features, high performance and simplicity.

#### High performance light

- > True color and homogeneity light
- > Improved visibility
- > LED super-bright flash with long life performance



The mix of homogeneity light and true color improves the aesthetic of the tower light



#### Customized voice message

- > A free of charge configuration software allows to customize the audible signals via SD card
- > The sound unit plays voice message when customer inputs PLC signals
- > Adjustable volume up to 86dB at 1m/3.281 ft

Playlist Builder



Configuration of audible signal via Playlist Builder software



#### + Super bright LED technology

### Innovation

> These tower lights offer innovative features with:

#### Multi-color LED unit

- Multi-color LED unit with a choice of six colors and four light patterns



#### Height adjustable pole mounting

- Pole mounting with height adjustable tube allowing the adjustment of the column height without any tools



#### Flexible mounting unit

- Flexible mounting unit for use on horizontal or vertical support



#### Pulse signal unit

- Pulse signal units use pulse signals in single wire to control the tower light



#### Simplified wiring

- > Pulse signal units use one signal wire to define different types of signaling
- > Flexible and configurable light patterns
- > Up to 256 different combination of audible and visual signals
- > Up to 16 different combination of visual signals (color combination)
- > One pulse signal multi-color unit can be implemented instead of several single color illuminated units
- > Reduction in I/O wires to connect PLC with tower light
- > CE, UL, CSA, and PCT certified



Addition of pulse signal unit to the existing range of Harmony XVU tower lights



#### Aesthetic design

- > Available in black and metallic silver body
- > Reduced diameter (Ø 60 mm/2.362 in.) makes them suitable for small equipment
- > Aesthetic design distinguishes them from other tower lights



Stylish design available in Black and metallic Silver body




**+ Pulse signal unit enables up to 75% reduction in wiring**

## Simplicity

- > Simple and easy assembly without use of any tools
- > Convenient mounting option with: direct mounting, pole mounting and three-in-one adjustable wall mounting



With the indicator marks, the units are simple and quick to assemble



## Good resistance

- > Resistant to dust and water and are UL/CSA compliant
- > The illuminated units have IP 65 degree of protection, and are resistant to cutting oil
- > Audible units have IP 54 degree of protection

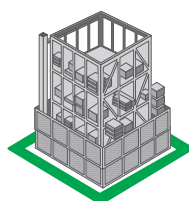
IP 65  
IP 54

Degree of protection and compliance

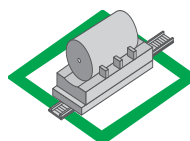


## → Industrial applications

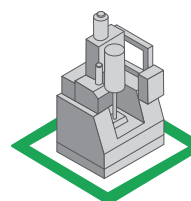
Ideally suited for automotive, machine tools, material handling and electronic equipment industry.



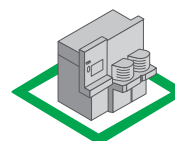
Automotive industry



Material handling



Machine tools



Electronic equipment

Harmony type XV **Monolithic tower lights**



<b>Type of products</b>	Pre-assembled and pre-cabled USB tower lights	Pre-assembled/pre-cabled tower lights Variable composition tower lights for customer assembly of up to 4 units
<b>Diameter</b>	Ø 60 mm/2.362 in.	Ø 60 mm/2.362 in.
<b>Degree of protection conforming to IEC 60529</b>	IP 54	IP 53 and IP 42 (base mounting) IP 23 (direct aluminium tube mounting, aluminium tube mounting and "L" bracket) IP 53 and IP 42 (aluminium tube mounting and fixing plate) IP 40 (aluminium tube mounting and foldable bracket)
<b>Type of signalling</b>	Steady Flashing High flashing Sound	Yes Yes – –
<b>Light sources</b>	Incandescent bulb LED bulb Integral LED "Flash" discharge tube Halogen bulb	With buzzer (volume control and alarm type can be set with HMI) – – Yes – –
<b>Colors of illuminated units</b>	Multi-color LEDs (many possible combinations can be set with HMI) <input type="checkbox"/> Red <input type="checkbox"/> Orange <input type="checkbox"/> Green <input type="checkbox"/> Blue	With buzzer – – Yes – – <input type="checkbox"/> Red <input type="checkbox"/> Green <input type="checkbox"/> Amber <input type="checkbox"/> Blue
<b>Connection</b>	USB power cable: - 300 mm/11.81 in. for tube mounting - 400 mm/15.75 in. for direct mounting	Flying leads, length 500 to 560 mm/19.68 to 22.05 in. for tube mounting according to model. Length 900 mm/35.43 in. for base mounting.
<b>Support panel drilling or cut-out</b>	Mounting on support tube with fixing plate: 4 x Ø 6 mm/0.236 in. Direct mounting on horizontal support: 3 x Ø 5 mm/0.197 in.	Base mounting: 3 x Ø 5 mm/0.197 in. Direct aluminium tube mounting: Ø20/0.787 in. Aluminium tube mounting and "L" bracket: 2 x Ø9/0.354 in. Aluminium tube mounting and fixing plate: 4 x Ø6/0.236 in. Aluminium tube mounting and foldable bracket: 4 x Ø6/0.236 in.
<b>Type references</b>	<b>XVGU</b>	<b>XVG</b>

**Monolithic tower lights**



<b>Type of products</b>	Pre-assembled and pre-cabled tower lights	Pre-assembled and pre-cabled tower lights	Pre-assembled and pre-cabled tower lights
<b>Diameter</b>	Ø 40 mm/1.575 in.	Ø 60 mm/2.36 in.	Ø 100 mm/3.937 in.
<b>Degree of protection conforming to IEC 60529</b>	IP 54 (flat surface installation) IP 23 (vertical surface installation)	IP 54 (flat surface installation) IP 23 (vertical surface installation)	IP 54 (flat surface installation)
<b>Type of signalling</b>	Yes Yes – –	Yes Yes – –	Yes Yes – –
<b>Light sources</b>	With buzzer – – Yes – –	With buzzer – – Yes – –	With siren or buzzer – – Yes – –
<b>Colors of illuminated units</b>	<input type="checkbox"/> Red <input type="checkbox"/> Orange <input type="checkbox"/> Green <input type="checkbox"/> Blue <input type="checkbox"/> Clear	<input type="checkbox"/> Red <input type="checkbox"/> Orange <input type="checkbox"/> Green <input type="checkbox"/> Blue <input type="checkbox"/> Clear	<input type="checkbox"/> Red <input type="checkbox"/> Orange <input type="checkbox"/> Green <input type="checkbox"/> Blue <input type="checkbox"/> Clear
<b>Connection</b>	Flying leads, length 450 mm/17.71 in. to 900 mm/35.43 in. according to model	Flying leads, length 450 mm/17.71 in. to 850 mm/33.46 in. according to model	Flying leads, length 500 mm/19.68 in.
<b>Support panel drilling or cut-out</b>	Mounting on support tube with bracket: 2 x Ø 9 mm/0.354 in. Direct mounting on horizontal support: 3 x Ø 5 mm/0.20 in. Other mounting possibilities with accessories	Mounting on support tube with bracket: 2 x Ø 11 mm/0.43 in. Direct mounting on horizontal support: 3 x Ø 5 mm/0.197 in. Other mounting possibilities with accessories	Direct mounting on horizontal support: - 3 x Ø 6 mm/0.236 in. (without siren) - 3 x Ø 7 mm/0.276 in. (with siren) Other mounting possibilities with accessories
<b>Type references</b>	<b>XVC4</b>	<b>XVC6</b>	<b>XVC1</b>



Harmony type XV **Modular tower lights**



<b>Type of products</b>	Illuminated beacons Variable composition tower lights for customer assembly of up to 5 units	Tower lights for customer assembly of up to 5 units.
<b>Diameter</b>	Ø 70 mm/2.756 in.	Ø 60 mm/2.362 in.
<b>Degree of protection conforming to IEC 60529</b>	IP 65 (mounted on fixing base XVBZ0●) IP 66 (mounted on base unit)	IP 65 for illuminated units IP 54 for audible units IP 55 for flexible mounting unit
<b>Type of signalling</b>	Steady Flashing High flashing "Flash" Sound	Yes Yes Yes Yes Yes (buzzer or editable voice)
<b>Light sources</b>	Incandescent bulb LED bulb Integral LED "Flash" discharge tube Halogen bulb	Yes "PROTECTED LED" "PROTECTED LED" Yes -
<b>Colors of illuminated units</b>	<input type="checkbox"/> Green <input type="checkbox"/> Red <input type="checkbox"/> Orange <input type="checkbox"/> Blue <input type="checkbox"/> Clear <input type="checkbox"/> Yellow	<input type="checkbox"/> Green <input type="checkbox"/> Red <input type="checkbox"/> Orange <input type="checkbox"/> Blue <input type="checkbox"/> White <input type="checkbox"/> Yellow
<b>Connection</b>	Screw clamp terminals	Spring cage connection terminals
<b>Support panel drilling or cut-out</b>	Mounting on support tube: 4 x Ø 5.5 mm/0.217 in. or M5 Vertical mounting: 3 x Ø 5 mm/0.197 in. or M5 Direct mounting: 2 x Ø 4.5 mm/0.177 in. or M4	Mounting on support tube and adjustable support tube: 4 x Ø 6 mm/0.236 in. Flexible wall mounting: 3 x Ø 5 mm/0.197 in. Direct mounting: 2 x Ø 5 mm/0.197 in. 3 x Ø 5 mm/0.197 in. 4 x Ø 5 mm/0.197 in. Mounting on bracket: 2 x Ø 9 mm/0.354 in.
<b>Type references</b>	<b>XVBL, XVBC</b>	<b>XVU</b>

**Modular tower lights** **Rotating beacons** **Beacons** **Sound solutions**



<b>Type of products</b>	Pre-assembled/pre-cabled tower lights Variable composition tower lights for customer assembly of up to 5 units	Pre-cabled rotating beacons Pre-cabled motor-less rotating/flashing beacons	Complete miniature beacons	Sirens and electronic alarms
<b>Diameter</b>	Ø 45 mm/1.772 in.	Ø 84 mm/3.31 in. to Ø 130 mm/5.12 in.	Ø 45 mm/1.772 in.	-
<b>Degree of protection conforming to IEC 60529</b>	IP 54 in vertical position (XVM with plastic fixing plate) IP 42 in horizontal position (XVM with metal bracket) IP 40 in other positions (all types of XVM tower lights)	Ø 84 mm/3.31 in. and Ø 106 mm/4.17 in.: IP 23 (IP 65 with accessory) Ø 120 mm/4.72 in.: IP 23 Ø 130 mm/5.12 in.: IP 66 and IP 67 (depending on voltage) Ø 100 mm/3.94 in.: IP 65 for upright position, IP 23 for sideways and inverted position	IP 40	IP 53 (sirens) IP 54 (electronic alarms) IP 65 (editable voice)
<b>Type of signalling</b>	Yes Yes - Yes Yes Yes Yes - Yes	Yes - - - Yes Yes "Super Bright" - - Yes	Yes - - Yes - - Yes	- - - - Yes (editable voice) - - -
<b>Light sources</b>	<input type="checkbox"/> Red <input type="checkbox"/> Green <input type="checkbox"/> Orange <input type="checkbox"/> Blue <input type="checkbox"/> Clear	<input type="checkbox"/> Red <input type="checkbox"/> Orange <input type="checkbox"/> Green <input type="checkbox"/> Blue	<input type="checkbox"/> Green <input type="checkbox"/> Red <input type="checkbox"/> Orange <input type="checkbox"/> Blue <input type="checkbox"/> Clear <input type="checkbox"/> Yellow	-
<b>Connection</b>	Flying leads, length 300 mm/11.81 in. or screw terminals	Flying leads, length 400 mm/15.75 in. (except XVR08: 500 mm/19.68 in.)	Screw clamp terminals	Screw clamp terminals (except XVS14: flying leads, length 500 mm/19.68 in.)
<b>Support panel drilling or cut-out</b>	Mounting on bracket: 2 x Ø 9 mm/0.354 in. Mounting on support tube: 4 x Ø 5.5 mm/0.217 in. or M5	Depending on model: - XVR08 (Ø 84 mm/3.31 in.): 3 x Ø 5 mm/0.197 in. - XVR10 (Ø 106 mm/4.17 in.): 3 x Ø 5 mm/0.197 in. - XVR12 (Ø 120 mm/4.72 in.): 3 x Ø 6 mm/0.236 in. - XVR13 (Ø 130 mm/5.12 in.): 3 x Ø 9 mm/0.354 in. - XVR13●●●L (Ø 130 mm/5.12 in.): 3 x Ø 7 mm/0.276 in. - XVR3 (Ø 100 mm/3.94 in.): 3 x Ø 6 mm/0.236 in.	3 x Ø 3.3 mm/0.130 in. or M3	3 x Ø 6.5 mm/0.256 in.
<b>Type references</b>	<b>XVM</b>	<b>XVR</b>	<b>XVDLS</b>	<b>XVS</b>

# Signaling Units

## Modular tower lights

### Harmony type XVU Ø 60

Tower lights for customer assembly (up to 5 units)



XVU tower lights

#### Presentation

The Harmony XVU modular range of tower lights are visual and audible signaling units indicating various states, operation sequence or installation of a machine. Their reduced diameter (Ø 60 mm/2.362 in.) makes them suitable for use on small equipment and their aesthetic design distinguishes them from other tower lights. The availability of black and metallic silver body makes them ideal for use in automotive, machine tools, material handling and electronic equipment industry.

This range has an advantage of:

- "Super bright" LED
- Easy installation and mounting without use of any tools
- Simple assembly due to the indicator marks on the units
- Steady, blinking, flashing, high flashing random frequency or rotating multi-colored LED unit for energy-efficient high priority signaling (colors and light patterns can be selected using 2 dip switches on top of the unit)
- Height adjustment tube that solves the need to adjust height of the tower light
- Flexible mounting unit which supports various customer needs for installation (for use on horizontal or vertical support)
- Power integrated base units with two voltage solutions (24 V ~ and 100 to 240 V ~) which reduces the stock reference for LED units
- High degree of protection against dust and water
- 100% configurable sound
- Innovative concept of controlling the tower light by sending pulse signals in single wire (1)

#### Illuminated LED units

The XVU range offers the following benefits for illuminated LED units:

- The LED units are visible throughout 360°
- Innovative mirror design of these units improve the brightness
- Pure colors avoid confusion between colors
- The "Super bright" LED technology consumes low power and has long life
- Continuous usage of LEDs up to 40,000 operating hours (2)
- Ultra brightness in 40° visualization
- Homogenous light improves luminosity from side view
- The mixture of homogenous light and pure color improves the aesthetics of tower light and machine
- Polycarbonate lens material for better shock resistance

#### Mounting

- Height adjustable tube with an adjustment from 210 to 385 mm/8.268 to 15.157 in., mounted on a fixing plate for use on a horizontal support
- Flexible mounting option for use on horizontal or vertical support
- Direct mounting solutions (with two, three and four screws foot print)

#### Signaling type

- For illuminated units with green, red, orange, blue, and white color: steady, blinking or high flashing
- For multi-color illuminated unit: steady, blinking, flashing (slow or fast) and rotating (slow or fast)
- For audible unit:
  - Buzzer, adjustable from 70 to 85 dB at 1m/3.281 ft (with 4 configurations of audible signal)
  - Customized sound, from 0 to 86 dB at 1m/3.281 ft (with 4 channels dedicated to 4 illuminated units)
  - Pulse signal editable sound from 0 to 86 dB at 1m/3.281 ft (16 channels can be controlled by PLC)

(1) Pulse signals used for signaling are defined using different pulse width following the principle of frequency-division multiplexing

(2) In normal conditions of use (in 25 °C/77 °F environment)

## Signaling Units

Modular tower lights

Harmony type XVU Ø 60

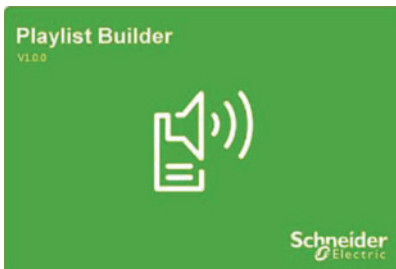
Tower lights for customer assembly (up to 5 units)

### Presentation (continued)

#### Environment

The performance features of the Harmony XVU range meet the following specifications:

- Degree of protection:
  - IP 65 for illuminated units
  - IP 54 for audible units
  - IP 55 for flexible mounting unit
- International standards:
  - The whole range conforms with EN/IEC 60947-5-1 standard.
- Product certifications:
  - UL, CSA, CE, CCC, EAC, and RCM



Playlist Builder configuration software window

### Software configuration

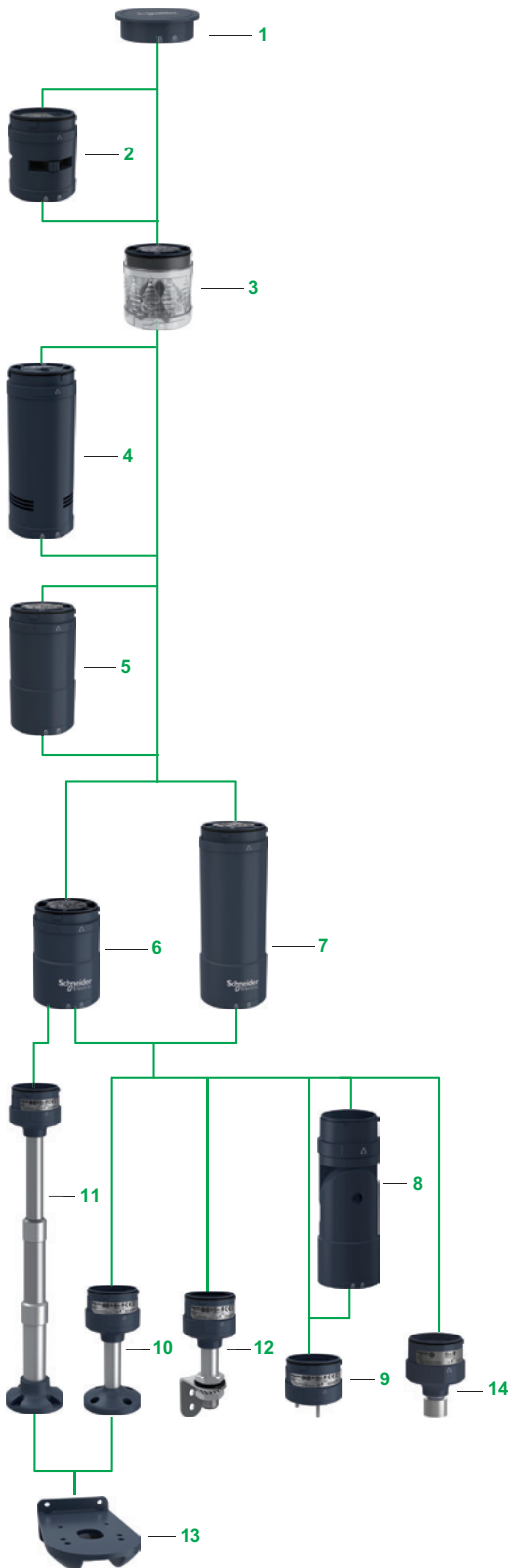
- The "Playlist Builder" software is used to configure the signals of XVU audible units
- This software can be downloaded from [www.schneider-electric.com](http://www.schneider-electric.com) for free of charge
- It is compatible with Windows XP® and Windows 7® (recommended) operating system
- It allows configuration of audible signals to be set on each 4 channels dedicated to 4 illuminated units

# Signaling Units

## Modular tower lights

### Harmony type XVU Ø 60

Tower lights for customer assembly (up to 5 units)



#### Description

##### Tower lights

The XVU tower lights are customer assembled products comprising:

- 1 Top cover (black or silver)
- 2 Buzzer unit (black or silver) (1)
- 3 Illuminated units: (2)
  - 3.1 LED illuminated units with steady or blinking light signaling (colors: green, red, orange, blue, white, or yellow)
  - 3.2 Multi-color LED unit (colors: green, red, orange, blue, white, or yellow. Patterns: steady, blinking, flashing, or rotating)
  - 3.3 Pulse signal multi-color LED unit (colors: green, red, orange, or blue. Patterns: steady, blinking, flashing, or rotating) (3) (4)
  - 3.4 LED illuminated units with high flashing signaling (colors: green, red, orange, blue, white or yellow)
- 4 Sound units (5)
  - 4.1 Sound unit
  - 4.2 Sound unit, pulse signal (4)
- 5 Extender unit (black or silver)
- 6 Base unit, DC (black or silver)
- 7 Base unit, AC (black or silver)
- 8 Flexible mounting unit
- 9 Fixing unit, direct mounting (black or silver)
- 10 100 mm/3.927 in., 400 mm/15.748 in., or 800 mm/31.496 in. pole with integrated fixing plate (black or silver for 100 mm pole, and black for 400 mm and 800 mm pole)
- 11 Height adjustment pole from 210 to 385 mm/8.268 to 15.157 in. (6) with integrated fixing plate
- 12 100 mm/3.927 in., 250 mm/9.842 in., or 400 mm/15.748 in. pole with metal bracket (black)
- 13 Fixing plate for use on vertical support (black) (7)
- 14 1/2" NPT conduit adapter for customer supplied tubing

#### Composition

- XVU tower lights are customer assembled signaling units that are mounted vertically or horizontally with the support of a mounting accessory.
- Maximum of 5 illuminated units or 4 illuminated units with 1 audible unit can be assembled. Among the illuminated units, maximum of 3 can be high flashing illuminated units.
- With the indicator marks on these units they can be easily assembled.
- Electrical connections between each unit are made automatically as they are mechanically assembled.
- The signaling units are identical in size and their positioning is unrestricted.

#### Mounting

- Horizontal mounting: Fixed into support panel with fixing plate using direct mounting plate, poles or height adjustment pole with integrated fixing plate
- Vertical mounting: Fixed into support panel with fixing plate using pole with metal bracket or fixing plate for use on vertical support
- Horizontal or vertical mounting: Fixed into support panel with fixing plate using flexible mounting unit
- Fixing plate with aluminium 1/2" NPT adapter.

#### Cabling

By means of spring cage connection terminal block incorporated in mounting unit (Direct mounting plate, pole with plate, adjustment pole)

- (1) Always mounted on the top
- (2) Up to 5 LED illuminated units without sound unit; Up to 4 LED illuminated units with sound unit
- (3) Pulse signal multi-color LED unit cannot be combined with standard sound unit (XVUC9V)
- (4) Up to 4 illuminated and sound units when pulse signal technology is used
- (5) Sound unit can work without LED unit
- (6) Only for DC body unit
- (7) Compatible with XVUZ02, XVUZ02Q, XVUZ03, XVUZ400, XVUZ800, and XVUZ05
- (8) Sound unit cannot be combined with buzzer unit at the same time

## Signaling Units

Modular tower lights

Harmony type XVU Ø 60

Tower lights for customer assembly (up to 5 units)

Illuminated units, high flash LED units



XVU\_61458\_CPSCTT7001

XVUC23  
XVUC43



XVU\_61458\_CPSCTT7002

XVUC24  
XVUC44



XVU\_61458\_CPSCTT7003

XVUC25  
XVUC45



XVU\_61458\_CPSCTT7004

XVUC26  
XVUC46



XVU\_61458\_CPSCTT7006

XVUC27  
XVUC47



XVU\_61458\_CPSCTT7005

XVUC28  
XVUC48



XVU\_61458\_CPMGLU18084

XVUC63



XVU\_61458\_CPMGLU18085

XVUC64



XVU\_61458\_CPMGLU18086

XVUC65



XVU\_61458\_CPMGLU18087

XVUC66



XVU\_61458\_CPMGLU18088

XVUC67



XVU\_61458\_CPMGLU18089

XVUC68



XVU\_61458\_CPSCTT7008

XVUC29  
XVUC29P

### Illuminated LED units: IP 65

Description	Signaling Type	Characteristics		Color	Reference	Weight kg/lb	
		Voltage	Power				
High brightness LED units	Steady	24 V	2.5 W	Green	<b>XVUC23</b>	0.064/0.141	
		24 V	2.0 W	Red	<b>XVUC24</b>	0.064/0.141	
		24 V	2.0 W	Orange	<b>XVUC25</b>	0.064/0.141	
		24 V	2.5 W	Blue	<b>XVUC26</b>	0.064/0.141	
		24 V	2.5 W	White	<b>XVUC27</b>	0.064/0.141	
		24 V	2.5 W	Yellow	<b>XVUC28</b>	0.064/0.141	
		Blinking	24 V	1.2 W	Green	<b>XVUC43</b>	0.064/0.141
			24 V	0.9 W	Red	<b>XVUC44</b>	0.064/0.141
			24 V	0.9 W	Orange	<b>XVUC45</b>	0.064/0.141
			24 V	1.2 W	Blue	<b>XVUC46</b>	0.064/0.141
High flashing	24 V	1.2 W	White	<b>XVUC47</b>	0.064/0.141		
	24 V	1.2 W	Yellow	<b>XVUC48</b>	0.064/0.141		
	24 V	2.9 W	Green	<b>XVUC63</b>	0.085/0.187		
	24 V	2.8 W	Red	<b>XVUC64</b>	0.085/0.187		
	24 V	2.9 W	Orange	<b>XVUC65</b>	0.085/0.187		
	24 V	2.8 W	Blue	<b>XVUC66</b>	0.085/0.187		
Multi-color LED unit	Steady/ blinking/ flashing/ rotating	24 V	1.5 W	Multi-color (green, red, orange, blue, white, and yellow)	<b>XVUC29</b>	0.064/0.141	
		24 V	1.7 W	Multi-color (green, red, orange, and blue)	<b>XVUC29P</b>	0.069/0.152	

(1) 1 signal wire, 2 power wires. Adaptable for both NPN and PNP. Controlled by PLC dynamically.

# Signaling Units

## Modular tower lights

### Harmony type XVU Ø 60

Tower lights for customer assembly (up to 5 units)

Audible and base units

XVU\_61458\_CPSCCT16031



XVUC9S

XVU\_61458\_CPSCCT16032



XVUC9SQ

XVU\_61458\_CPSCCT16033



XVUC9V

XVU\_61458\_CPSCCT16014



XVUC21BQ

XVU\_61458\_CPSCCT16015



XVUC21M

#### Audible units: IP 54

Description	Characteristics		Color	Reference	Weight kg/lb
	Voltage	Power			
Buzzer, adjustable 70...85 dB at 1 m/3.281 ft (4 configurations of audible signal)	24 V	1.7 W	Black	<b>XVUC9S</b>	0.077/0.170

Silver **XVUC9SQ** 0.077/0.170

Sound, adjustable 0...86 dB at 1m/3.281 ft (4 channels)	24 V	1.7 W	Black	<b>XVUC9V</b>	0.217/0.480
--	------	-------	-------	---------------	-------------

Sound unit, pulse signal 0...86 dB at 1m/3.281 ft (16 channels) (1)	24 V	4.1 W	Black	<b>XVUC9VP</b>	0.219/0.483
---	------	-------	-------	----------------	-------------

#### Base units: IP 65

Description	Voltage	Color	Reference	Weight kg/lb
Base unit with top cover (2)	24 V ~	Black	<b>XVUC21B</b>	0.110/0.243

Silver **XVUC21BQ** 0.110/0.243

100 to 240 V ~ Black **XVUC21M (3)** 0.235/0.518

Black **XVUC21MP (4)** 0.235/0.518

Silver **XVUC21MQP (4)** 0.235/0.518

(1) 1 signal wire, 2 power wires. Adaptable for both NPN and PNP. 16 channels can be controlled by PLC.

(2) Direct mounting plate **XVUZ01●** needed for direct mounting

(3) NPN type

(4) PNP type

# Signaling Units

Modular tower lights

Harmony type XVU Ø 60

Tower lights for customer assembly (up to 5 units)

Accessories



XVU\_61458\_CPSCCT16035

XVUC020



XVU\_61458\_CPSCCT16033

XVUZ01Q



XVU\_61458\_CPSCCT16007

XVUZ400



XVU\_61458\_CPSCCT17007

XVUZ05



XVU\_61458\_CPSCCT16010

XVUZ100T



XVU\_61458\_CPSCCT16039

XVUZ06



XVU\_61458\_CPSCCT16038

XVUZ12



XVU\_61458\_CPSCCT18083

XVUZ00

## Accessories

Description	Voltage	Height of aluminium pole mm/in.	Color	Reference	Weight kg/lb
Body extender	24 V ~	-	Black	<b>XVUC020</b>	0.093/0.205
			Silver	<b>XVUC020Q</b>	0.093/0.205
Fixing unit, direct mounting	-	-	Black	<b>XVUZ01 (2)</b>	0.063/0.139
				<b>XVUZ03 (1)</b>	0.063/0.139
				<b>XVUZ04 (3)</b>	0.063/0.139
			Silver	<b>XVUZ01Q (2)</b>	0.063/0.139
Fixing plate with aluminium pole		100/3.927	Black	<b>XVUZ02</b>	0.132/0.291
		100/3.927	Silver	<b>XVUZ02Q</b>	0.132/0.291
		400/15.748	Black	<b>XVUZ400</b>	0.236/0.520
		800/31.496	Black	<b>XVUZ800</b>	0.430/0.945
Fixing plate with height adjustment aluminium pole(4)		210 to 385/ 8.268 to 15.157	Black	<b>XVUZ05</b>	0.253/0.558
Flexible mounting unit for use on horizontal or vertical support, IP 55		-	Black	<b>XVUZ06</b>	0.193/0.425
Metal bracket with aluminium pole, IP42		100/3.927	Black	<b>XVUZ100T</b>	0.220/0.485
		250/9.842	Black	<b>XVUZ250T</b>	0.240/0.529
		400/15.74	Black	<b>XVUZ400T</b>	0.320/0.705
Fixing plate for use on vertical support		-	Black	<b>XVUZ12</b>	0.360/0.794
Fixing plate with aluminium 1/2" NPT adapter.		-	Black	<b>XVUZ00</b>	0.095/0.209

(1) Two-pin mounting  
 (2) Three-pin mounting  
 (3) Four-pin mounting  
 (4) Only for use with DC body unit.

---

X	
XVUC020	15
XVUC020Q	15
XVUC21B	14
XVUC21BQ	14
XVUC21M	14
XVUC21MP	14
XVUC21MQP	14
XVUC23	13
XVUC24	13
XVUC25	13
XVUC26	13
XVUC27	13
XVUC28	13
XVUC29	13
XVUC29P	13
XVUC43	13
XVUC44	13
XVUC45	13
XVUC46	13
XVUC47	13
XVUC48	13
XVUC63	13
XVUC64	13
XVUC65	13
XVUC66	13
XVUC67	13
XVUC68	13
XVUC9S	14
XVUC9SQ	14
XVUC9V	14
XVUC9VP	14
XVUZ00	15
XVUZ01	15
XVUZ01Q	15
XVUZ02	15
XVUZ02Q	15
XVUZ03	15
XVUZ04	15
XVUZ05	15
XVUZ06	15
XVUZ100T	15
XVUZ12	15
XVUZ250T	15
XVUZ400	15
XVUZ400T	15
XVUZ800	15





[www.schneider-electric.com](http://www.schneider-electric.com)

#### Schneider Electric Industries SAS

Head Office  
35, rue Joseph Monier  
F-92500 Rueil-Malmaison  
France

The information provided in this documentation contains general descriptions and/or technical characteristics of the performance of the products contained herein. This documentation is not intended as a substitute for and is not to be used for determining suitability or reliability of these products for specific user applications. It is the duty of any such user or integrator to perform the appropriate and complete risk analysis, evaluation and testing of the products with respect to the relevant specific application or use thereof. Neither Schneider Electric nor any of its affiliates or subsidiaries shall be responsible or liable for misuse of the information contained herein.

Design: Schneider Electric  
Photos: Schneider Electric