

Marchio / Brand ZUCCHETTI

Classe / Class WW

JINGLE

Z94595

Deviatore 2/3 vie. / 2/3 way diverter.



Deviatore 2/3 vie senza apertura/chiusura acqua, uscite da 1/2".

2/3 way diverter without water on/off function, 1/2" outlets.

R97830

Parte incasso deviatore 2 vie / Built-in part - 2 way diverter












R97835

Parte incasso deviatore 3 vie / Built-in part - 3 way diverter



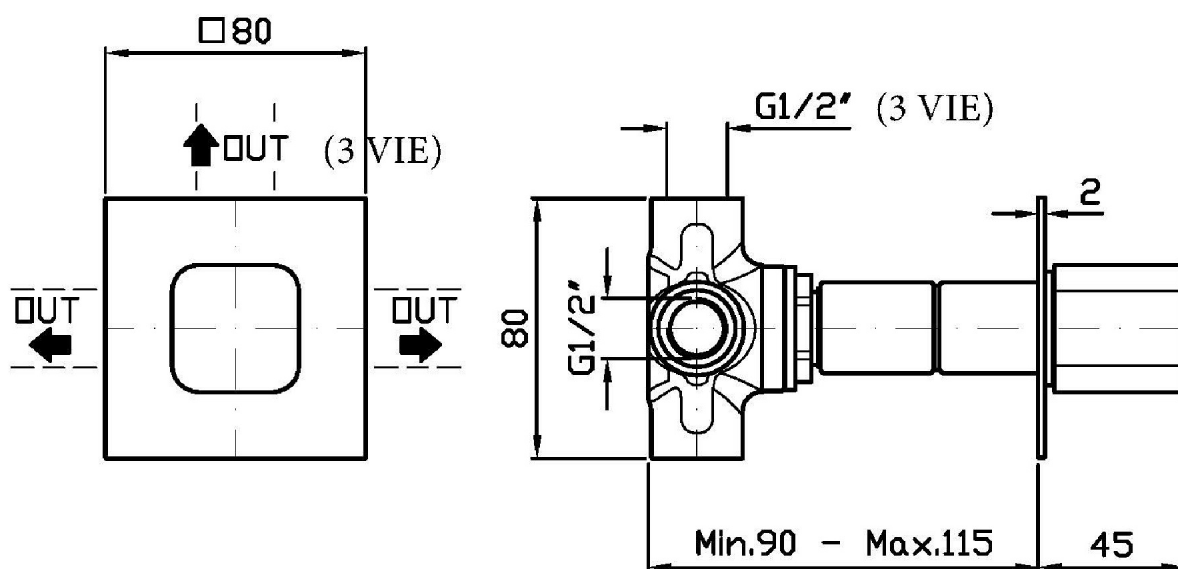
Finiture / Finishes

						
Cromo / Chrome	Nickel Spazzolato / Brushed Nickel	Nickel Lucido / Polished Nickel	Oro / Gold	Oro spazzolato / Brushed Gold	Metal Black / Metal Black	Metal Black spazzolato / Brushed Metal Black
						
Bianco Opaco Goffrato / Embossed Matt White	Nero Opaco Goffrato / Embossed Matt Black					

JINGLE

Z94595

Disegno Complessivo / Overall Drawing



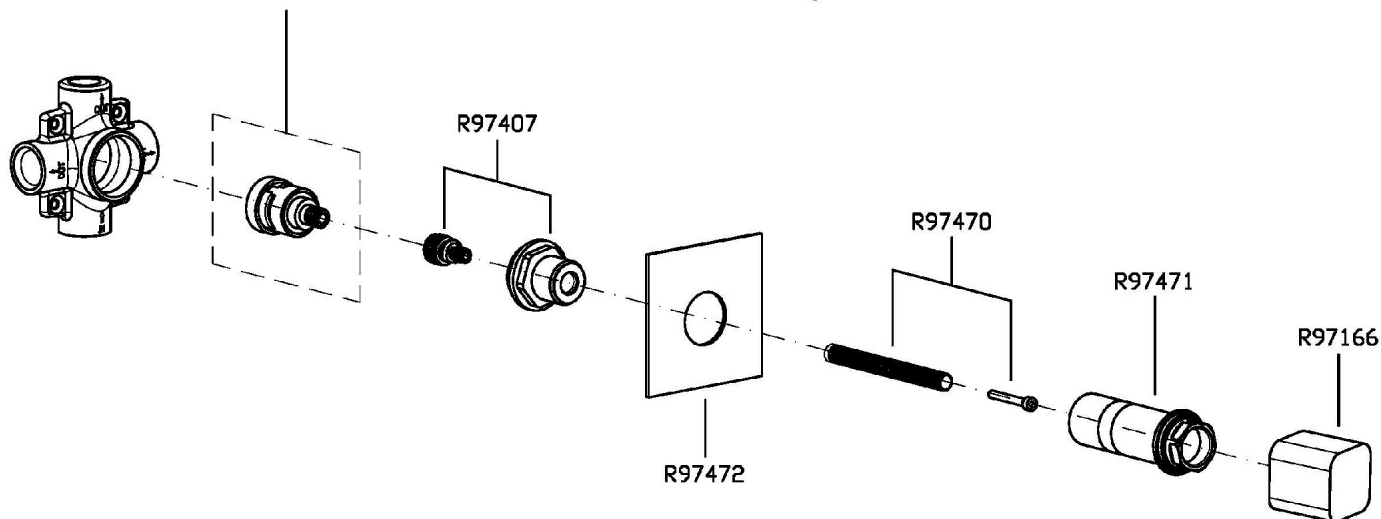
JINGLE

Z94595

Esplosi / Exploded

R97440: PER DEVIATORE A 2 VIE R97830 (2 way diverter R97830)

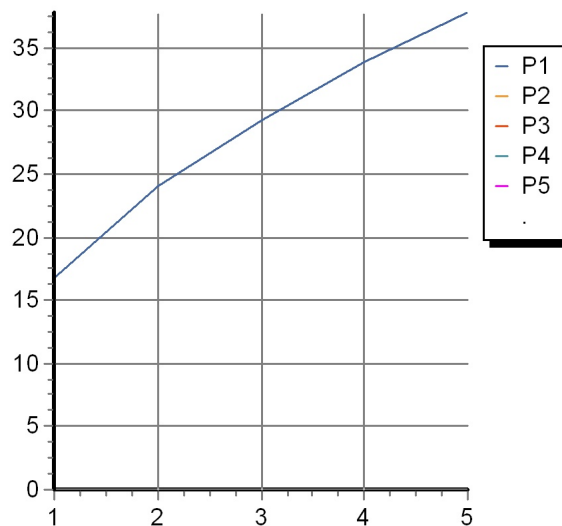
R97406: PER DEVIATORE A 3 VIE R97835 (3 way diverter R97835)



JINGLE

Z94595 Portate / Flowrates (lt/min)

PRESSIONE PRESSURE	1 BAR	2 BAR	3 BAR	4 BAR	5 BAR
DEVIATORE <i>P1</i>	16,7	24	29,2	33,8	37,8
<i>P2</i>					
<i>P3</i>					
<i>P4</i>					
<i>P5</i>					



JINGLE

Z94595 Pesi e Misure / Weights and Sizes

Peso (Kg) Weight (lb)	0,55 (Kg)	1,21 (lb)
Volume test (dc3) - (in3)	0,91 (dc3)	55,53 (in3)
h (mm) - (in)	66,00 (mm)	2,60 (in)
L1 (mm) - (in)	111,00 (mm)	4,37 (in)
L2 (mm) - (in)	123,00 (mm)	4,84 (in)

