

Flauto è uno scaldasalviette la cui geometria segue le moderne tendenze dell'arredo. Flauto è disponibile in 4 altezze e 5 larghezze da 456 a 756 mm. Con l'inserimento della resistenza elettrica (optional) può funzionare anche nei periodi in cui l'impianto è spento.



Flauto, altezza 1762 mm, larghezza 606 mm, Bruno Tabacco

Caratteristiche costruttive

radiatore scaldasalviette in acciaio con elementi orizzontali a tubi tondi di diametro 18 mm
collettori laterali a sezione circolare di diametro 30 mm
filettature estremità collettore 1/2" Gas destra
pressione di esercizio massima ammessa 8 bar
temperatura di esercizio massima ammessa 95°C

Dotazione di serie

2 coppie di chela per fissaggio a muro
valvola sfiato da 1/2"

Certificazioni



Plus



Dati tecnici

Modello	Profondità (mm)	Altezza (mm)	Larghezza (mm)	Interasse (mm)	Peso (kg)	Capacità (lt)	$\Delta t=50^{\circ}\text{C}$ (kcal/h)	$\Delta t=50^{\circ}\text{C}$ (Watt)	$\Delta t=40^{\circ}\text{C}$ (Watt)	$\Delta t=30^{\circ}\text{C}$ (Watt)	$\Delta t=20^{\circ}\text{C}$ (Watt)	Esponente	Funz. misto (Watt)
810 20 tubi 2 intervalli	46,0	810	456	406	5,60	2,80	353,0	411,0	316,0	225,0	139,0	1,179	400
810 20 tubi 2 intervalli	46,0	810	506	456	6,10	3,00	384,0	446,0	343,0	244,0	152,0	1,177	400
810 20 tubi 2 intervalli	46,0	810	556	506	6,50	3,10	414,0	481,0	370,0	264,0	164,0	1,175	400
810 20 tubi 2 intervalli	46,0	810	606	556	7,00	3,30	445,0	517,0	398,0	284,0	176,0	1,173	400
810 20 tubi 2 intervalli	46,0	810	756	706	8,40	3,90	536,0	623,0	480,0	343,0	214,0	1,167	400
1218 30 tubi 3 intervalli	46,0	1218	456	406	8,40	4,10	515,0	599,0	460,0	327,0	202,0	1,187	400
1218 30 tubi 3 intervalli	46,0	1218	506	456	9,10	4,40	558,0	648,0	498,0	354,0	219,0	1,184	700
1218 30 tubi 3 intervalli	46,0	1218	556	506	9,80	4,70	600,0	698,0	536,0	382,0	236,0	1,181	700
1218 30 tubi 3 intervalli	46,0	1218	606	556	10,50	5,00	642,0	747,0	574,0	409,0	254,0	1,177	700
1218 30 tubi 3 intervalli	46,0	1218	756	706	12,50	5,90	769,0	894,0	689,0	492,0	307,0	1,168	700
1558 38 tubi 4 intervalli	46,0	1558	456	406	10,60	5,20	658,0	766,0	586,0	415,0	255,0	1,200	700
1558 38 tubi 4 intervalli	46,0	1558	506	456	11,50	5,60	717,0	834,0	639,0	454,0	280,0	1,191	700
1558 38 tubi 4 intervalli	46,0	1558	556	506	12,40	6,00	775,0	901,0	692,0	493,0	305,0	1,181	700
1558 38 tubi 4 intervalli	46,0	1558	606	556	13,20	6,40	833,0	969,0	746,0	533,0	331,0	1,172	1000
1558 38 tubi 4 intervalli	46,0	1558	756	706	15,90	7,50	1.008,0	1.172,0	908,0	654,0	411,0	1,144	1000
1762 44 tubi 4 intervalli	46,0	1762	456	406	12,20	6,00	768,0	893,0	682,0	482,0	295,0	1,207	700

1762 44 tubi 4 intervalli	46,0	1762	506	456	13,20	6,50	830,0	965,0	739,0	523,0	322,0	1,199	1000
1762 44 tubi 4 intervalli	46,0	1762	556	506	14,30	6,90	892,0	1.037,0	795,0	565,0	349,0	1,190	1000
1762 44 tubi 4 intervalli	46,0	1762	606	556	15,30	7,30	953,0	1.109,0	852,0	606,0	376,0	1,181	1000
1762 44 tubi 4 intervalli	46,0	1762	756	706	18,30	8,60	1.139,0	1.324,0	1.023,0	734,0	460,0	1,155	1000

(*) Grazie alle elevate prestazioni dei radiatori Flauto, il Δt ideale per la progettazione a bassa temperatura è 30°C

Per Δt diversi da 50°C utilizzare la formula: $Q=Q_n (\Delta t / 50)^n$

Dotazione di serie

- 2 coppie di chela per fissaggio a muro • valvola sfiato da 1/2"

Colori e finiture


STANDARD



Bianco Standard

Cod. 01

CLASSIC



Bianco Edelweiss

Cod. 34




Avorio - RAL 1013

Cod. 02



Beige Cream

Cod. 26




Giallo - RAL 1021

Cod. 04




**Giallo Melone -
RAL 1028**

Cod. E7



Arancio - RAL 2004

Cod. 17




**Marrone Ruggine -
RAL 8004**

Cod. E1



Marrone - RAL 8017

Cod. 09




**Amaranto - RAL
3003**

Cod. 06




Rosso - RAL 3000

Cod. 05



**Rosso Fragola -
RAL 3018**

Cod. Y3




Rosa - RAL 3015

Cod. R2




**Lilla Bluastro - RAL
4005**

Cod. R3




**Porpora Traffico -
RAL 4006**

Cod. R6




**Verde Bosco - RAL
6005**

Cod. 19




**Verde Erba - RAL
6018**

Cod. N3




**Verde Salvia - RAL
6021**

Cod. E6




**Blu Pastello - RAL
5024**

Cod. G7




Grigio Manhattan

Cod. 03



Nero - RAL 9005


Cod. 10



Deep Blue


Cod. 2F

SPECIAL




Bianco Perla

Cod. 16



Quartz 1

Cod. 1C



Sablé

Cod. Y4




Quartz 2

Cod. 2C




Sunstone

Cod. 2D




Bruno Tabacco

Cod. 1B



Flame Red

Cod. 7D



Purple Blue

Cod. 1D



Azurite 3
Cod. 6C

Grigio Medio
Cod. 4D

**Grigio Titanio
Metallizzato - RAL
9023**
Cod. L3

Grigio Perla
Cod. L6

Nero Grafite
Cod. 18

Grigio Quarzo
Cod. 31

Nero Satinato
Cod. 30

Bianco Opaco
Cod. J8



Nero Opaco
Cod. K1

Agave
Cod. 9N

Blu Baltico
Cod. 1P

Ghiaccio
Cod. 3P

**Blu Colomba
Opaco - RAL 5014**
Cod. 4P

**Grigio Chiaro
Opaco**
Cod. 8N

**Grigio Cenere - Ral
7021**
Cod. G1

Grigio Martellato
Cod. 32



Rame Martellato
Cod. J4

RAL



Altri colori RAL (previa fattibilità)
Cod. ALTRIRAL

I colori rappresentati in questa cartella non sono da considerarsi impegnativi. I diversi processi tecnologici di verniciatura ed i materiali utilizzati per la realizzazione possono non avere una perfetta corrispondenza cromatica con il prodotto consegnato. L'azienda Irsap si riserva la facoltà di apportare in qualsiasi momento tutte le modifiche necessarie per il miglioramento del prodotto.