

La versione a doppio rango di Flauto, di forte identità, è ideale per gli ambienti che richiedono una maggior resa calorica. Flauto è disponibile in 4 altezze e 5 larghezze da 456 a 756 mm. Con l'inserimento della resistenza elettrica (optional) può funzionare anche nei periodi in cui l'impianto è spento.



Flauto 2, altezza 1762 mm, larghezza 606 mm, Avorio - RAL 1013

Caratteristiche costruttive

radiatore scaldasalviette in acciaio con elementi orizzontali a tubi tondi di diametro 18 mm
collettori laterali a sezione circolare di diametro 30 mm
filettature estremità collettore 1/2" Gas destra
pressione di esercizio massima ammessa 8 bar
temperatura di esercizio massima ammessa 95°C

Dotazione di serie

2 coppie di chela per fissaggio a muro
valvola sfiato da 1/2"

Certificazioni



Plus



Dati tecnici

Modello	Profondità (mm)	Altezza (mm)	Larghezza (mm)	Interasse (mm)	Peso (kg)	Capacità (lt)	$\Delta t=50^{\circ}\text{C}$ (kcal/h)	$\Delta t=50^{\circ}\text{C}$ (Watt)	$\Delta t=40^{\circ}\text{C}$ (Watt)	$\Delta t=30^{\circ}\text{C}$ (Watt)	$\Delta t=20^{\circ}\text{C}$ (Watt)	Esponente	Funz. misto (Watt)
810 40 tubi 2 intervalli	62,0	810	456	406	9,80	4,50	498,0	579,0	444,0	315,0	194,0	1,192	400
810 40 tubi 2 intervalli	62,0	810	506	456	10,70	4,90	552,0	642,0	492,0	349,0	215,0	1,196	400
810 40 tubi 2 intervalli	62,0	810	556	506	11,60	5,30	607,0	706,0	540,0	382,0	235,0	1,199	700
810 40 tubi 2 intervalli	62,0	810	606	556	12,50	5,70	662,0	769,0	588,0	416,0	256,0	1,203	700
810 40 tubi 2 intervalli	62,0	810	756	706	15,30	6,90	826,0	960,0	732,0	516,0	316,0	1,214	1000
1218 60 tubi 3 intervalli	62,0	1218	456	406	14,70	6,80	705,0	820,0	624,0	439,0	268,0	1,221	700
1218 60 tubi 3 intervalli	62,0	1218	506	456	16,00	7,40	783,0	911,0	694,0	488,0	298,0	1,221	700
1218 60 tubi 3 intervalli	62,0	1218	556	506	17,40	8,00	862,0	1.002,0	763,0	537,0	328,0	1,220	1000
1218 60 tubi 3 intervalli	62,0	1218	606	556	18,80	8,60	940,0	1.093,0	833,0	586,0	358,0	1,220	1000
1218 60 tubi 3 intervalli	62,0	1218	756	706	22,90	10,30	1.175,0	1.367,0	1.041,0	733,0	447,0	1,219	1000
1558 76 tubi 4 intervalli	62,0	1558	456	406	18,60	8,70	909,0	1.057,0	803,0	563,0	342,0	1,232	1000
1558 76 tubi 4 intervalli	62,0	1558	506	456	20,30	9,40	1.004,0	1.168,0	889,0	625,0	381,0	1,223	1000
1558 76 tubi 4 intervalli	62,0	1558	556	506	22,10	10,10	1.100,0	1.279,0	975,0	688,0	420,0	1,215	1000
1558 76 tubi 4 intervalli	62,0	1558	606	556	23,80	10,90	1.195,0	1.390,0	1.062,0	751,0	460,0	1,206	1000
1558 76 tubi 4 intervalli	62,0	1558	756	706	29,00	13,10	1.482,0	1.723,0	1.324,0	942,0	584,0	1,181	1000
1762 88 tubi 4 intervalli	62,0	1762	456	406	21,40	10,00	1.035,0	1.204,0	912,0	638,0	386,0	1,242	1000

1762 88 tubi 4 intervalli	62,0	1762	506	456	23,40	10,80	1.155,0	1.343,0	1.021,0	717,0	435,0	1,230	1000
1762 88 tubi 4 intervalli	62,0	1762	556	506	25,50	11,70	1.276,0	1.483,0	1.130,0	796,0	486,0	1,219	1000
1762 88 tubi 4 intervalli	62,0	1762	606	556	27,50	12,60	1.396,0	1.623,0	1.240,0	876,0	537,0	1,207	1000
1762 88 tubi 4 intervalli	62,0	1762	756	706	33,50	15,10	1.756,0	2.042,0	1.572,0	1.122,0	697,0	1,173	1000

(*) Grazie alle elevate prestazioni dei radiatori Flauto 2, il Δt ideale per la progettazione a bassa temperatura è 30°C


Per Δt diversi da 50°C utilizzare la formula: $Q=Q_n (\Delta t / 50)^n$

Dotazione di serie

- 2 coppie di chela per fissaggio a muro • valvola sfiato da 1/2"


Colori e finiture

STANDARD



Bianco Standard
Cod. 01


CLASSIC




Bianco Edelweiss
Cod. 34



Avorio - RAL 1013
Cod. 02



Beige Cream
Cod. 26



Giallo - RAL 1021
Cod. 04




**Giallo Melone -
RAL 1028**
Cod. E7




Arancio - RAL 2004
Cod. 17



**Marrone Ruggine -
RAL 8004**
Cod. E1



Marrone - RAL 8017
Cod. 09




**Amaranto - RAL
3003**
Cod. 06




Rosso - RAL 3000
Cod. 05



**Rosso Fragola -
RAL 3018**
Cod. Y3




Rosa - RAL 3015
Cod. R2



**Lilla Bluastro - RAL
4005**
Cod. R3




**Porpora Traffico -
RAL 4006**
Cod. R6




**Verde Bosco - RAL
6005**
Cod. 19



**Verde Erba - RAL
6018**
Cod. N3




**Verde Salvia - RAL
6021**
Cod. E6



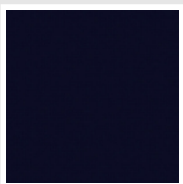
**Blu Pastello - RAL
5024**
Cod. G7



Grigio Manhattan
Cod. 03




Nero - RAL 9005
Cod. 10




Deep Blue
Cod. 2F


SPECIAL



Bianco Perla
Cod. 16



Quartz 1
Cod. 1C




Sablé
Cod. Y4




Quartz 2
Cod. 2C




Sunstone
Cod. 2D



Bruno Tabacco
Cod. 1B



Flame Red
Cod. 7D



Purple Blue
Cod. 1D



Azurite 3
Cod. 6C

Grigio Medio
Cod. 4D

**Grigio Titanio
Metallizzato - RAL
9023**
Cod. L3

Grigio Perla
Cod. L6

Nero Grafite
Cod. 18

Grigio Quarzo
Cod. 31

Nero Satinato
Cod. 30

Bianco Opaco
Cod. J8



Nero Opaco
Cod. K1

Agave
Cod. 9N

Blu Baltico
Cod. 1P

Ghiaccio
Cod. 3P

**Blu Colomba
Opaco - RAL 5014**
Cod. 4P

**Grigio Chiaro
Opaco**
Cod. 8N

**Grigio Cenere - Ral
7021**
Cod. G1

Grigio Martellato
Cod. 32



Rame Martellato
Cod. J4

RAL



Altri colori RAL (previa fattibilità)
Cod. ALTRIRAL

I colori rappresentati in questa cartella non sono da considerarsi impegnativi. I diversi processi tecnologici di verniciatura ed i materiali utilizzati per la realizzazione possono non avere una perfetta corrispondenza cromatica con il prodotto consegnato. L'azienda Irsap si riserva la facoltà di apportare in qualsiasi momento tutte le modifiche necessarie per il miglioramento del prodotto.