

BOND

BTH24A

Bond Tandem Series Round Thermostatic Control Valve Trim with Guilloche Lines Knob Handle



TECHNICAL DETAILS

ADA Compliance: Yes
Integrated Diverter: N
Number of Holes: One Hole
Primary Material: Brass

INSPIRATION

Modern bath designs infused with rare soul and artistry. Explore a range of statement-making elements: fittings, washstands, mirrors and more.

PRODUCT FEATURES

Knob Handle

Allows bather to adjust temperature of all waterway outlets with a hot limit safety stop providing anti-scald protection

Features Linear Guilloche Etching Knob Handle

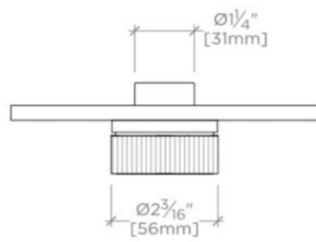
Stocked in Nickel and Brass

Requires rough valve, sold separately: GUTH56 (1/2") or GUTH38 (3/4")

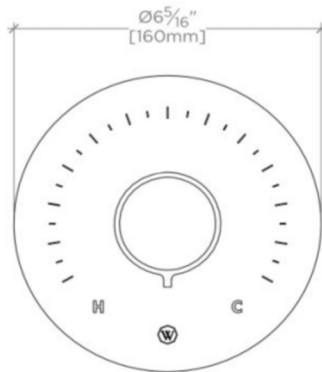
BOND

BTH24A

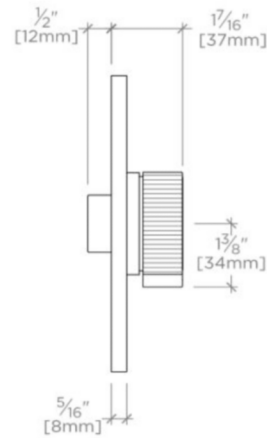
Bond Tandem Series Round Thermostatic Control Valve Trim with Guilloche Lines Knob Handle



TOP VIEW SCALE: 3"=1'-0"



FRONT VIEW SCALE: 3"=1'-0"



SIDE VIEW SCALE: 3"=1'-0"