

BOND

BTH44D

Bond Union Series Integrated Thermostatic and Two Way Diverter
Trim with Enamel Guilloche Lines Knob Handles



TECHNICAL DETAILS

ADA Compliance: Yes
Integrated Diverter: N
Number of Holes: Two Hole
Primary Material: Brass

INSPIRATION

Modern bath designs infused with rare soul and artistry. Explore a range of statement-making elements: fittings, washstands, mirrors and more.

PRODUCT FEATURES

Knob Handles

Allows bather to adjust temperature of all waterway outlets with a hot limit safety stop providing anti-scald protection

Features Guilloche Lines combined with Enamel Knob Handles

Stocked in Nickel and Brass

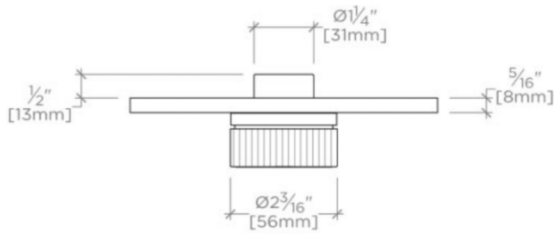
Requires rough valve, sold separately: GUTH72 (USA) or GU72TH (UK/International)

WATERWORKS

BOND

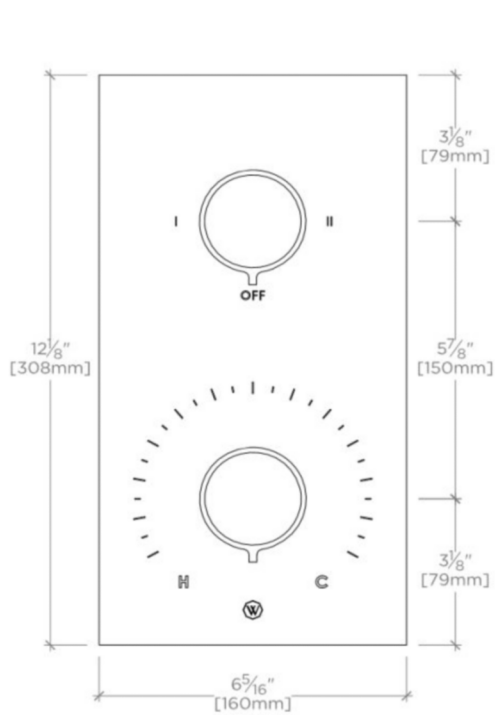
BTH44D

Bond Union Series Integrated Thermostatic and Two Way Diverter
Trim with Enamel Guilloche Lines Knob Handles



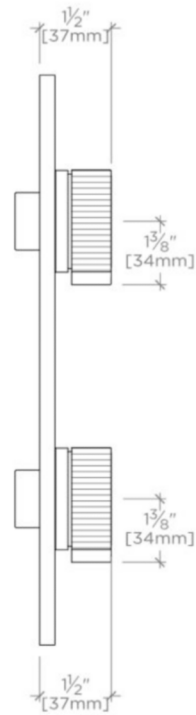
TOP VIEW

SCALE: 3"=1'-0"



FRONT VIEW

SCALE: 3"=1'-0"



SIDE VIEW

SCALE: 3"=1'-0"