

CHIODO

Design by
Danesi & Buzzoni

IT Istruzioni di montaggio

EN Assembly instructions

DE Instructions de montage

FR Montageanleitung

ES Instrucciones de montaje



More details at:
platek.eu/CHIODO



Platek®

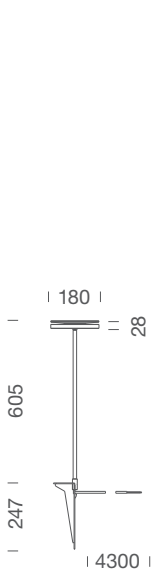
TECHNICAL DATA

CHIODO 

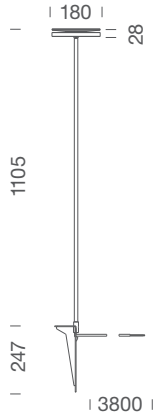
Gruppo rischio /Risk group 1 (EN 62471:2008)

Alimentazione Supply Versorgung Alimentation Suministro	220-240V 50/60Hz	220-240V 50/60Hz	220-240V 50/60Hz
White COB LED	11W / 710 lm LED data	11W / 710 lm LED data	11W / 710 lm LED data
	12,1W / 662 lm Real data	12,1W / 662 lm Real data	12,1W / 662 lm Real data
Grado di protezione Protection degree Schutzart Degré de protection Grado de protección	IP 65 - IK 05	IP 65 - IK 05	IP 65 - IK 05
Classe energetica Energy label Energieeffizienzklasse Note de l'énergie Clasificación de energía	A / A+ / A++	A / A+ / A++	A / A+ / A++

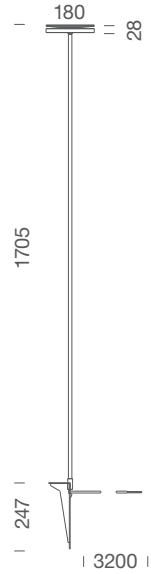
TECHNICAL DATA



94 02 116

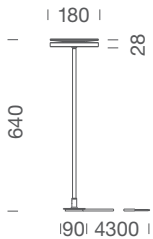
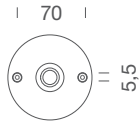


94 02 216

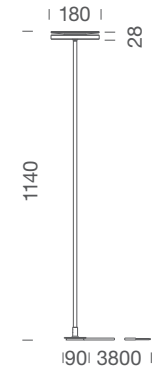


94 02 316

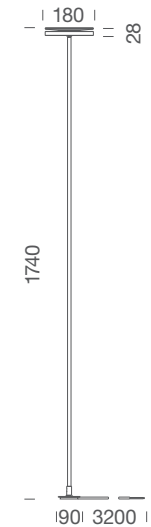
FIXING DETAIL



94 40 116

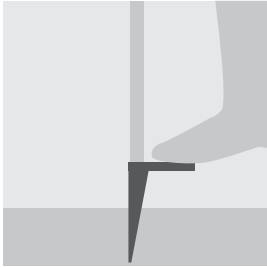


94 40 216




94 40 316

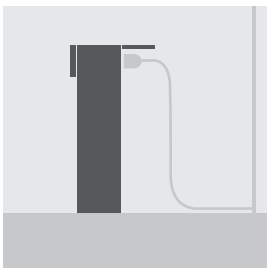
TECHNICAL INFORMATION



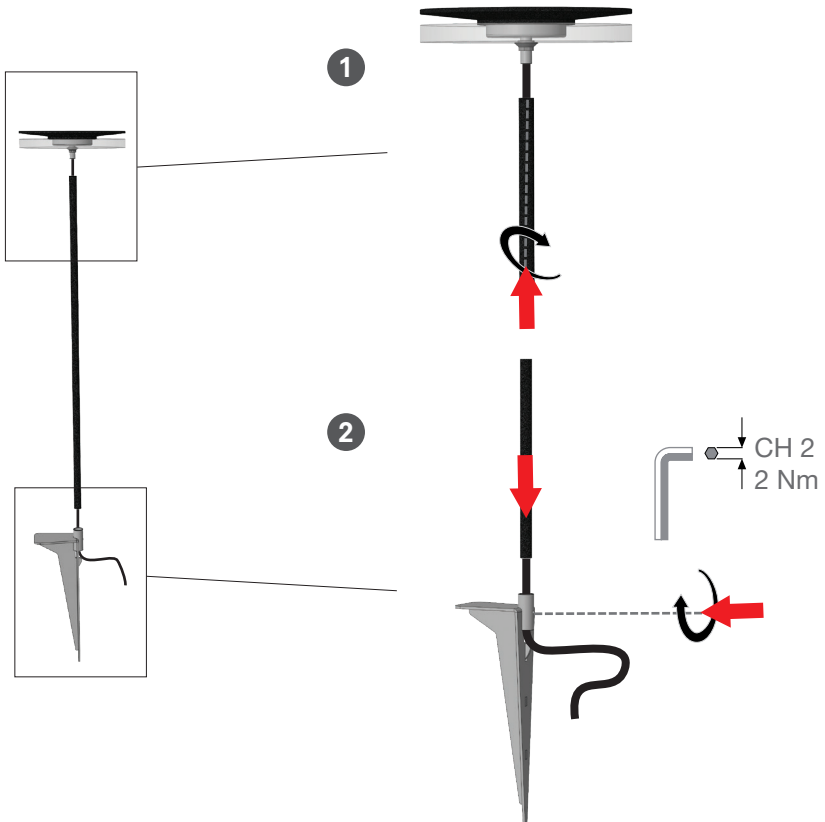

- IT** Il picchetto in acciaio inox AISI 316L in dotazione con il prodotto facilita il fissaggio nel terreno.
- EN** The stainless steel AISI 316L spike supplied with the product eases the fixation in the ground.
- DE** Der mit dem Produkt gelieferte Erdspieß aus Edelstahl AISI 316L erleichtert die Fixierung im Erdreich.
- FR** Le piquet en Acier Inox AISI 316 livré avec le produit facilite sa fixation dans la terre.
- ES** La piqueta de acero inoxidable AISI 316L suministrada con el producto facilita la fijación en el suelo.

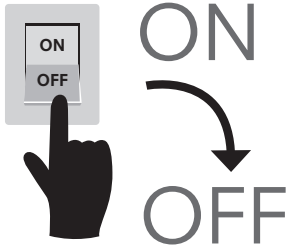


- IT** Asta in alluminio con rivestimento in fibra di carbonio.
- EN** Aluminium rod with carbon fiber coating.
- DE** Aluminium-Stab, überzogen mit Kohlefaser.
- FR** Tige en aluminium revêtue de fibre de carbone.
- ES** Tija de aluminio envuelta con tubo de fibra de carbono.



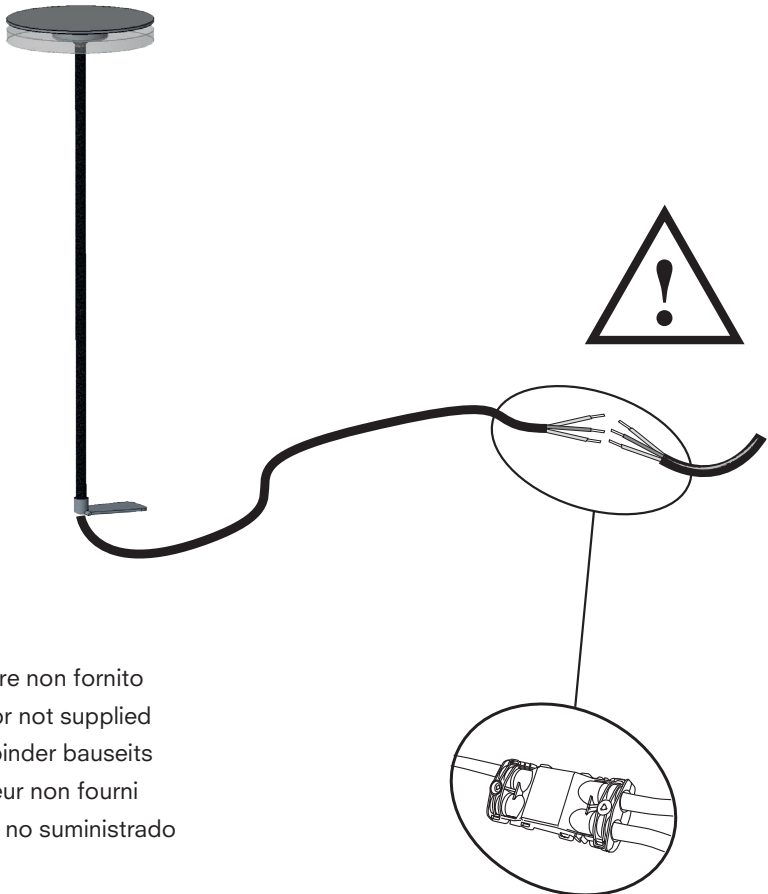
- IT** Il paletto prese 89 10 502.08 permette la connessione del prodotto alla rete.
- EN** The connecting columns code 89 10 502.08 allows the connection of the product to power network.
- DE** Der Anschluss der Leuchten an das Netz kann z. B. mittels Steckdosensäule Art.-Nr. 89 10 502.08 erfolgen.
- FR** La borne avec prise 89 10 502.08 permet la connexion du produit au réseau électrique.
- ES** La columna de conexiones ref. 89 10 502.08 permite conectar el producto a la red.





INSTALLATION CHIDO PICCHETTO

- IT Collegamento elettrico
- EN Electric connection
- DE Elektrischer Anschluss
- FR Raccordement électrique
- ES Conexión eléctrica



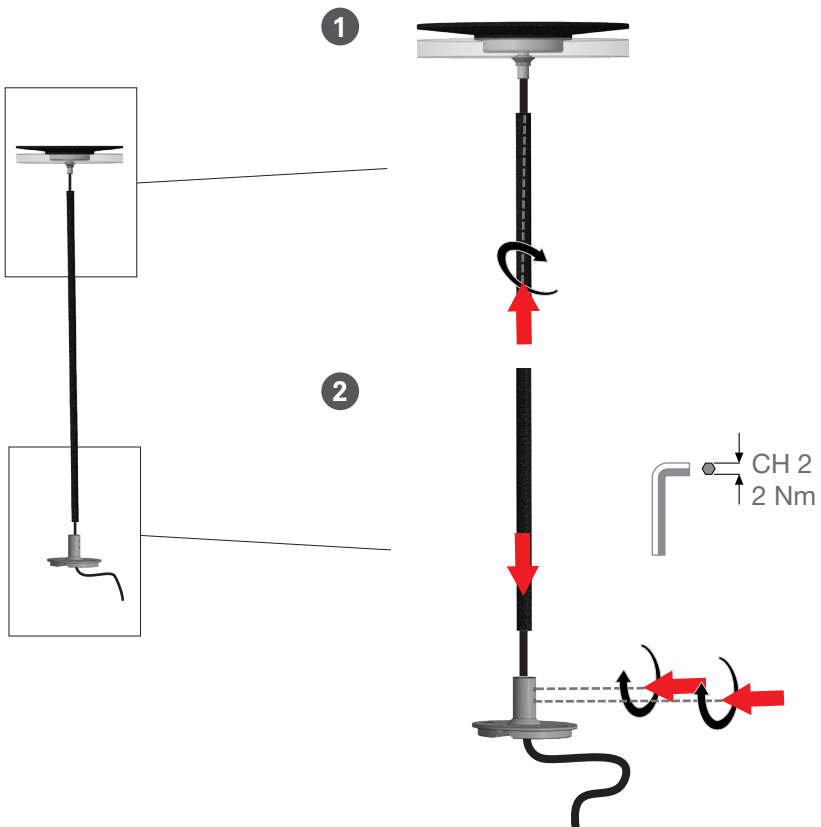
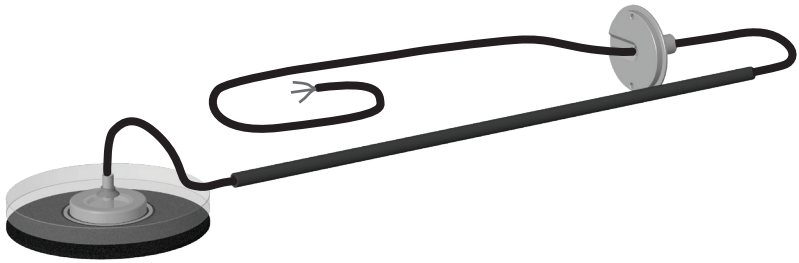
- IT Connettore non fornito
- EN Connector not supplied
- DE Kabelverbinder bauseits
- FR Connecteur non fourni
- ES Conector no suministrado



NL



INSTALLATION CHIDO PALETTO



WITHOUT CABLING BOX

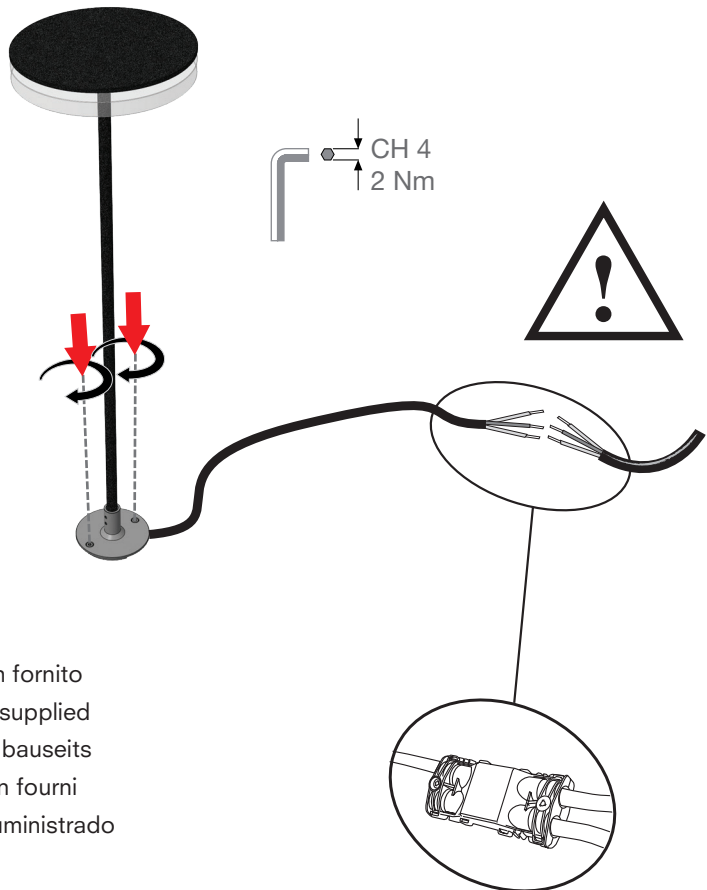
IT Collegamento elettrico

EN Electric connection

DE Elektrischer Anschluss

FR Raccordement électrique

ES Conexión eléctrica



IT Connettore non fornito

EN Connector not supplied

DE Kabelverbinder bauseits

FR Connecteur non fourni

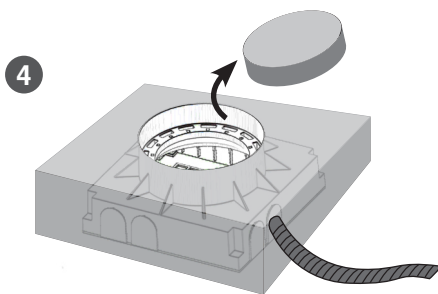
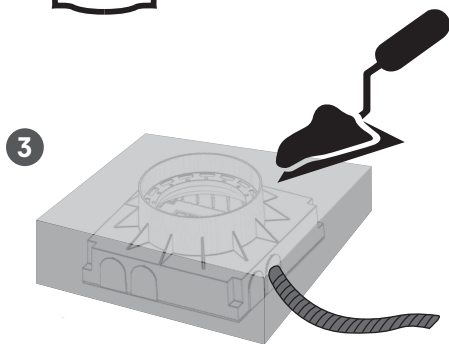
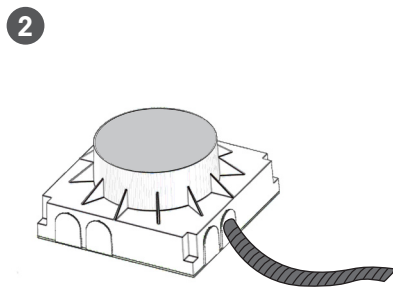
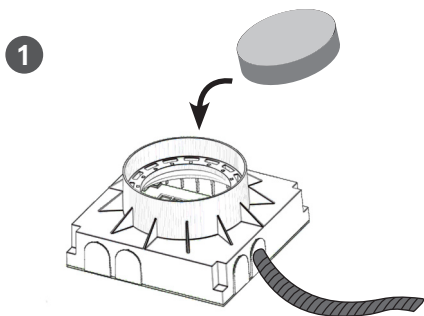
ES Conector no suministrado



NL

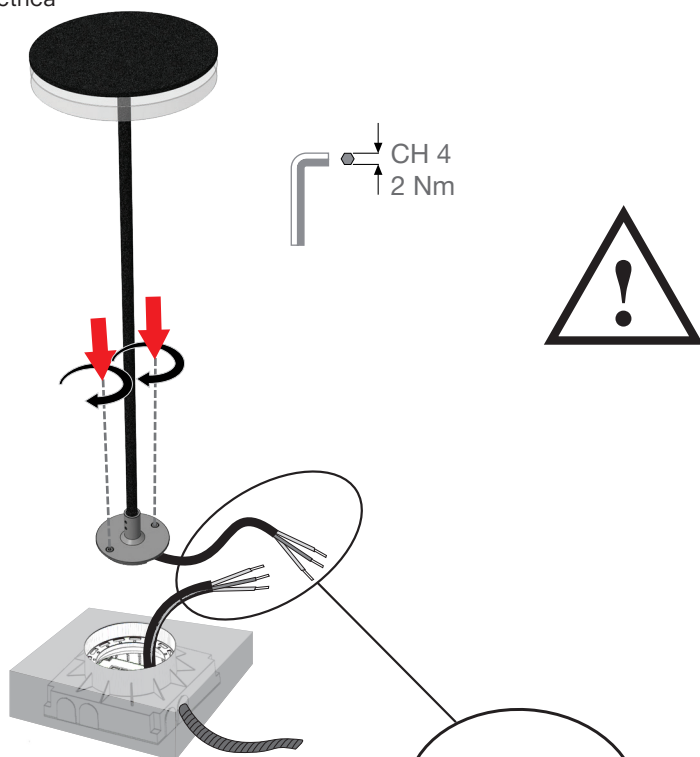


WITH CABLING BOX 8945036

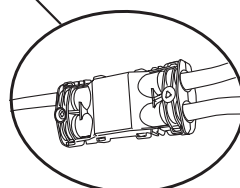


CHIDO
INSTALLATION CHIDO PALETO

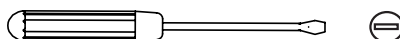
- IT Collegamento elettrico
- EN Electric connection
- DE Elektrischer Anschluss
- FR Raccordement électrique
- ES Conexión eléctrica



- IT Connettore non fornito
- EN Connector not supplied
- DE Kabelverbinder bauseits
- FR Connecteur non fourni
- ES Conector no suministrado



N L ⊕



IT COME POSSIAMO ESSERE D'AIUTO?

Ottieni supporto tramite telefono o E-mail, contattandoci al +39 030 68 18 201 o scrivendo all'indirizzo E-mail supporto@platek.eu

EN HOW CAN WE HELP YOU?

Get support by phone or e-mail, call us on +39 030 68 18 201 or send us an email supporto@platek.eu

DE WIE KÖNNEN WIR IHNEN HELFEN?

Sie können unseren Kundendienst per Telefon oder E-Mail erreichen. Kontaktieren Sie uns unter der Telefonnummer +39 030 68 18 201 oder schreiben Sie an folgende E-Mail-Adresse supporto@platek.eu

FR COMMENT POUVONS-NOUS VOUS AIDER?

Vous pouvez obtenir de l'aide par téléphone ou bien par email, en nous contactant +39 030 68 18 201 ou bien en nous écrivant à l'adresse email supporto@platek.eu

ES ¿PODEMOS AYUDARTE?

Solicita soporte a través de nuestro teléfono o email, contactándonos al +39 030 68 18 201 o escribiendo a nuestra dirección de correo electrónico supporto@platek.eu

PLATEK SRL
T + 39 030 6818201
E-MAIL INFO@PLATEK.EU
WWW.PLATEK.EU

REGISTERED OFFICE:
VIA PADERNO 19
25050 RODENGO SAIANO
(BS) ITALY

HEAD OFFICE:
VIA MARROCCO 4
25050 RODENGO SAIANO
(BS) ITALY



- IT** Conservare le istruzioni.
- EN** Retain the instructions.
- DE** Bewahren Sie die Anleitung.
- FR** Conservez ces instructions.
- ES** Conserve las instrucciones.