

Marchio / Brand ZUCCHETTI

Classe / Class WW

PAN

Z94596

Deviatore 2/3 vie. / 2/3 way diverter.



Deviatore 2/3 vie senza apertura/chiusura acqua, uscite da 1/2".

2/3 way diverter without water on/off function, 1/2" outlets.

R97830

Parte incasso deviatore 2 vie / Built-in part - 2 way diverter













R97835

Parte incasso deviatore 3 vie / Built-in part - 3 way diverter



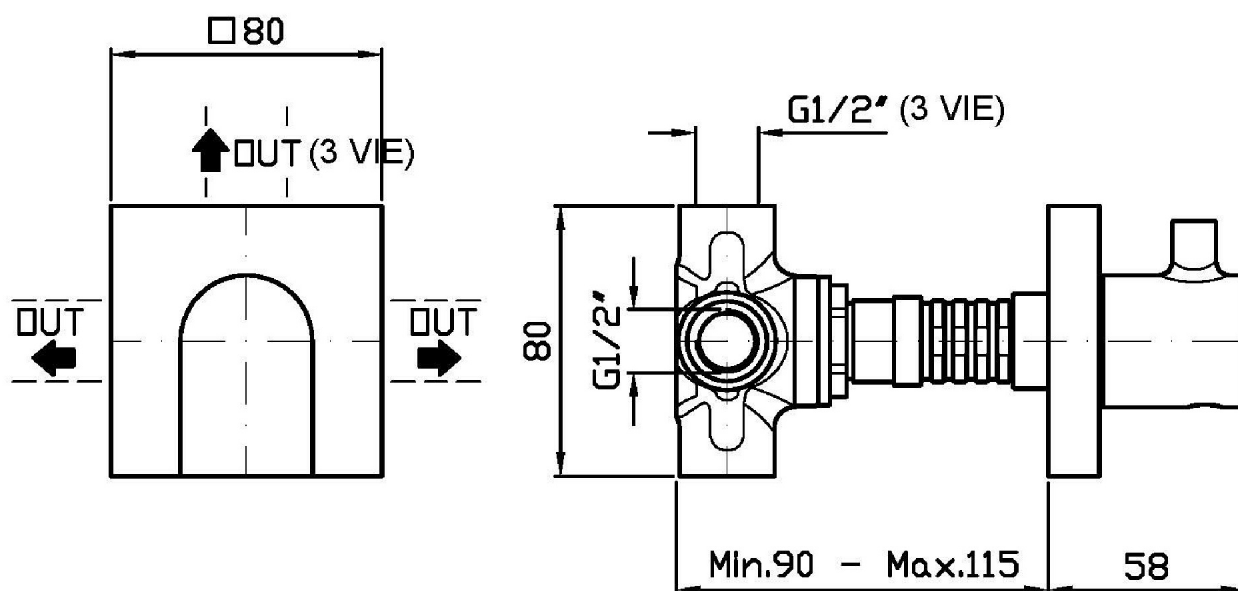
Finiture / Finishes

						
Cromo / Chrome	Nickel Spazzolato / Brushed Nickel	Nickel Lucido / Polished Nickel	Oro / Gold	Oro spazzolato / Brushed Gold	Metal Black / Metal Black	Metal Black spazzolato / Brushed Metal Black
						
Bianco Opaco Goffrato / Embossed Matt White	Nero Opaco Goffrato / Embossed Matt Black	Nero Soft Touch / Soft Touch Black				

PAN

Z94596

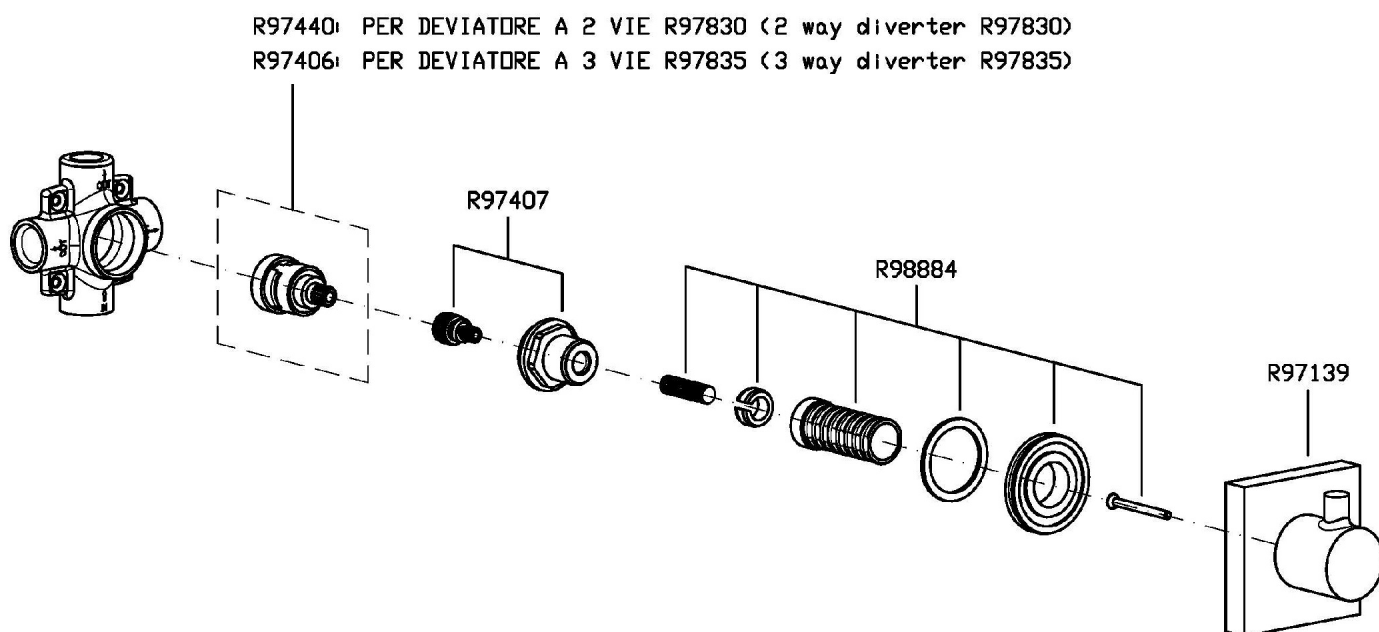
Disegno Complessivo / Overall Drawing



PAN

Z94596

Esplosi / Exploded

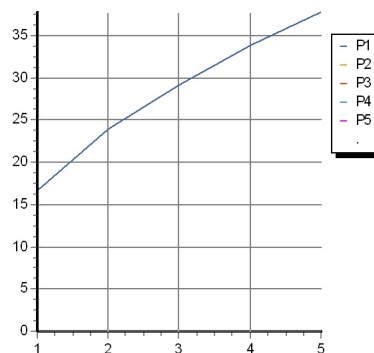


PAN

Z94596

Portate / Flowrates (lt/min)

PRESSIONE PRESSURE	1 BAR	2 BAR	3 BAR	4 BAR	5 BAR
DEVIATORE	16,7	24	29,2	33,8	37,8
<i>P1</i>					
<i>P2</i>					
<i>P3</i>					
<i>P4</i>					
<i>P5</i>					



PAN

Z94596

Pesi e Misure / Weights and Sizes

Peso (Kg) Weight (lb)	0,95 (Kg)	2,09 (lb)
Volume test (dc3) - (in3)	3,32 (dc3)	202,60 (in3)
h (mm) - (in)	93,00 (mm)	3,66 (in)
L1 (mm) - (in)	162,00 (mm)	6,38 (in)
L2 (mm) - (in)	220,00 (mm)	8,66 (in)

