

Marchio / Brand ZUCCHETTI

Classe / Class WW

PAN

Z92183











Bocca di erogazione. / Wall spout.



Bocca di erogazione L 160 m.

Wall spout L 160 mm.

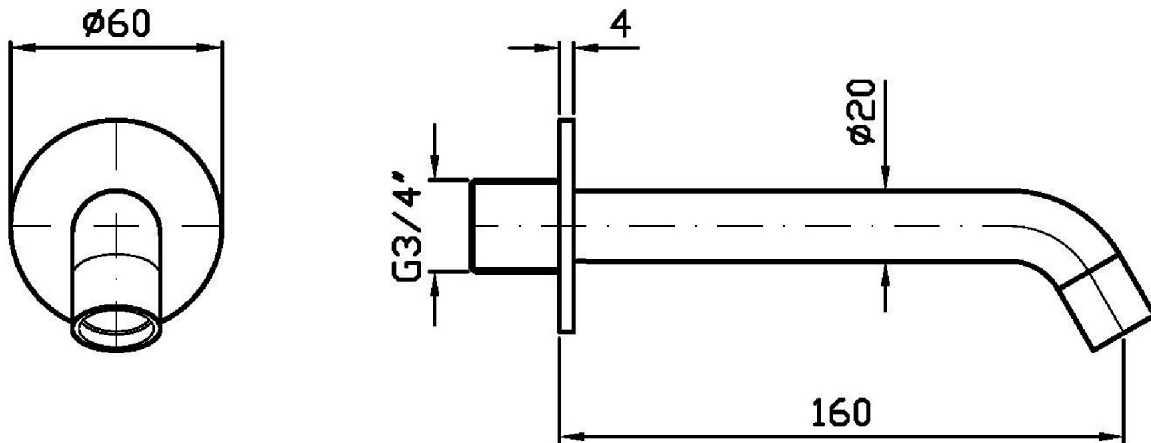
Finiture / Finishes

						
Cromo / Chrome	Nickel Spazzolato / Brushed Nickel	Nickel Lucido / Polished Nickel	Oro / Gold	Oro spazzolato / Brushed Gold	Metal Black / Metal Black	Metal Black spazzolato / Brushed Metal Black
						
Bianco Opaco Goffrato / Embossed Matt White	Nero Opaco Goffrato / Embossed Matt Black	Nero Soft Touch / Soft Touch Black				

PAN

Z92183

Disegno Complessivo / Overall Drawing

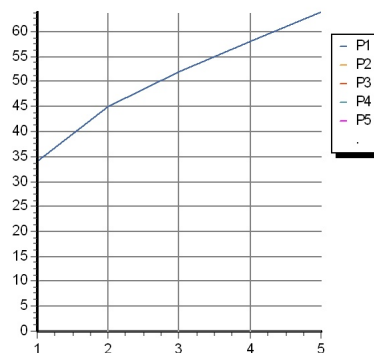


PAN

Z92183

Portate / Flowrates (lt/min)

PRESSIONE PRESSURE	1 BAR	2 BAR	3 BAR	4 BAR	5 BAR
BOCCA VASCA WALL SPOUT <i>P1</i>	34	45	52	58	64
<i>P2</i>					
<i>P3</i>					
<i>P4</i>					
<i>P5</i>					



PAN

Z92183

Pesi e Misure / Weights and Sizes

Peso (Kg) Weight (lb)	0,43 (Kg)	0,95 (lb)
Volume test (dc3) - (in3)	1,01 (dc3)	61,63 (in3)
h (mm) - (in)	70,00 (mm)	2,76 (in)
L1 (mm) - (in)	70,00 (mm)	2,76 (in)
L2 (mm) - (in)	205,00 (mm)	8,07 (in)

