




PLAFÓN-APLIQUE

La belleza y pureza de una sólida madera de haya, cálida y natural, sin bordes afilados, ni interferencias artificiales en perfecta combinación con un cristal opal, naturaleza en estado puro que permite que la luz fluya.

SURFACE CEILING – WALL BRACKET

Wood, always in fashion. The beauty and pureness of solid beech...without screws, without sharp edges, without artificial interferences, ... just natural warm wood. Pure NATURE. Solid natural wood with opal glass diffuser.



REF.
20017/00

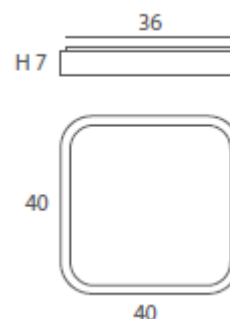
APLIQUE/ WALL BRACKET
IP20

MATERIAL
Metal, madera de haya y cristal/
Metal, beechwood and glass

ACABADO / FINISH
Roble o wenge / oak or wenge
Difusor blanco opal /
Opal white diffuser

INSTALACIÓN / INSTALLATION
- E27 LED 2x6W Ø5cm

- 2G11 LED 1x18W L:41cm TC-L



REF.
20017/40

PLAFÓN / CEILING LIGHT
IP20

MATERIAL
Metal, madera de haya y cristal/
Metal, beechwood and glass

ACABADO / FINISH
Roble o wenge / oak or wenge
Difusor blanco opal /
Opal white diffuser

INSTALACIÓN / INSTALLATION
- E27 LED 4x6W Ø5cm

- 2G11 LED 2x15W L:32cm TC-L

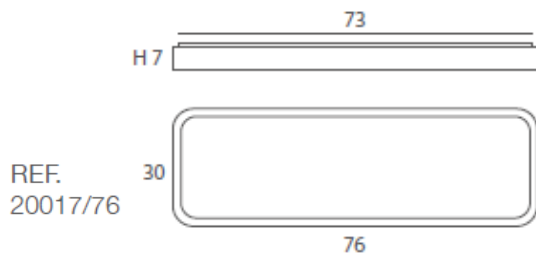
- PCB-LED 20W 700mA
Cálida / Warm 3000K 1057lm
Neutra / Neutral 4000K 1106lm



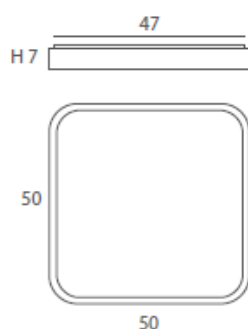
*(bombillas no incluidas / lamps not included)

Ⓧ dim 1-10V Ⓧ dim DALI Ⓧ dim PUSH

* Archivos 3D y ficheros fotométricos disponibles en web / 3D and photometric files available on the web



REF.
20017/76



REF.
20017/50

REF.
20017/50

PLAFÓN / CEILING LIGHT
IP20

MATERIAL
Metal, madera de haya y cristal/
Metal, beechwood and glass

ACABADO / FINISH
Roble o wenge / *oak or wenge*
Difusor blanco opal /
Opal white diffuser

INSTALACIÓN / INSTALLATION
- E27 LED 4x6W Ø5cm 
- 2G11 LED 4x15W L:32cm  TC-L
- PCB-LED 40W 700mA   
Cálida / *Warm 3000K 1661lm*
Neutra / *Neutral 4000K 1738lm*

A++ A

*(bombillas no incluidas / *lamps not included*)

 dim 1-10V  dim DALI  dim PUSH

* Archivos 3D y ficheros fotométricos disponibles en web / *3D and photometric files available on the web*


REF.
20017/76

PLAFÓN / CEILING LIGHT
IP20

MATERIAL
Metal, madera de haya y cristal/
Metal, beechwood and glass

ACABADO / FINISH
Roble o wenge / *oak or wenge*
Difusor blanco opal /
Opal white diffuser

INSTALACIÓN / INSTALLATION
- E27 LED 4x6W Ø5cm 

- 2G11 LED 2x24W L:53cm  TC-L

A++ A



MODELO DISPONIBLE CON DOBLE ENCENDIDO:
MODEL AVAILABLE FOR 2 SWITCHES:

20017/50


40W



20W




20W



El aparato se suministra
así desde fábrica

*This is the standard switch
configuration supplied
from factory if there is not
2-switch request in your
order*



Teniendo en la instalación dos llaves, se
puede pedir desde fábrica con dos
encendidos

*If installation has possibility of 2
switches, we may supply as per above 2-
switch configuration, on request*