

# Turning shower column

Turning shower column, MySlim inspectable shower head  
**30493/ID-CR**

## TECHNICAL INFORMATION

Turning shower column Ø 20 with adjustable mounting with articulated shower holder, built-in holder, adjustable upper holder and diverter. Non-liming inspectable square ultra-thin shower head 240x240 in chromed stainless steel. ABS non-liming one jet square shower. PVC smooth double anti-torsion flexible hose cm 150. CHROME

### Flow rate:

? Doccia o soffione?

## PICTURE



## SPARE PARTS


## FEATURES



Rain jet



Non-liming



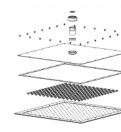
double anti-torsion



ecologic

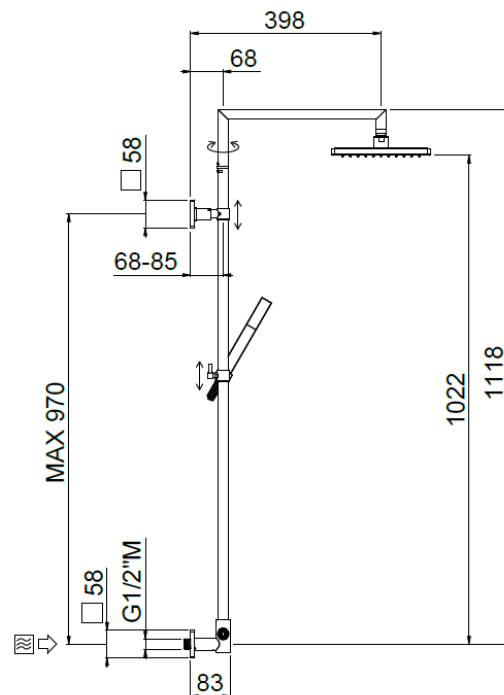


adjustable column



inspectable square

## TECHNICAL DRAWING



## FINISHINGS

