

Turning shower column

Turning shower column, MySlim inspectable shower head
30494/ID-CR

TECHNICAL INFORMATION

Turning shower column Ø 20 with adjustable mounting with articulated shower holder, built-in holder, adjustable upper holder and diverter. Non-liming inspectable square ultra-thin shower head 300x300 in chromed stainless steel. ABS non-liming one jet square shower. PVC smooth double anti-torsion flexible hose cm 150. CHROME

Flow rate:

? Doccia o soffione?

PICTURE



SPARE PARTS


FEATURES



Rain jet



Non-liming



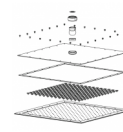
double anti-torsion



ecologic

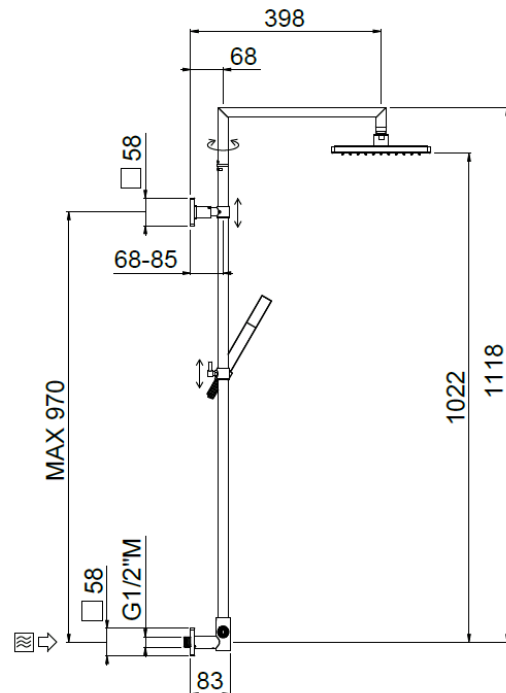


adjustable column



inspectable square

TECHNICAL DRAWING



FINISHINGS

