

ISTRUZIONI DI MONTAGGIO

INSTALLATION INSTRUCTIONS

68

38

63

31

30

42

**TIME
2020**

69

71

72

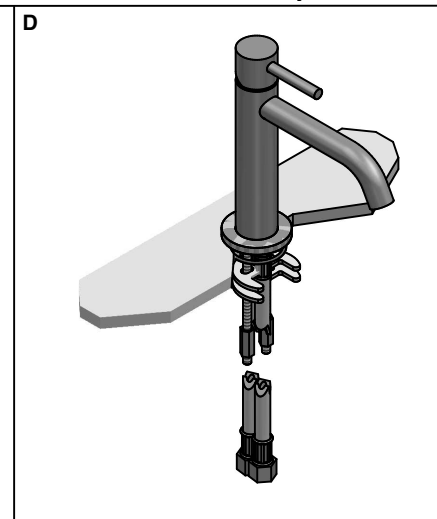
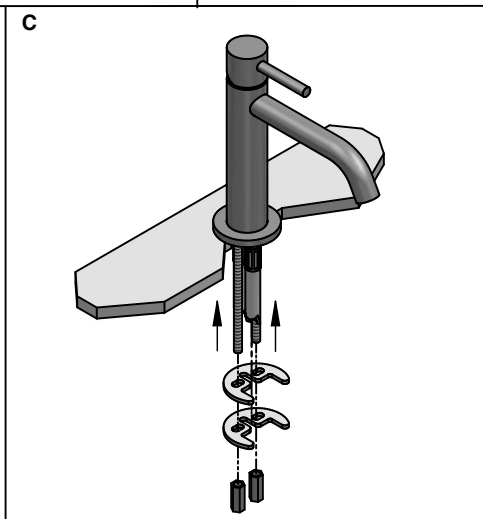
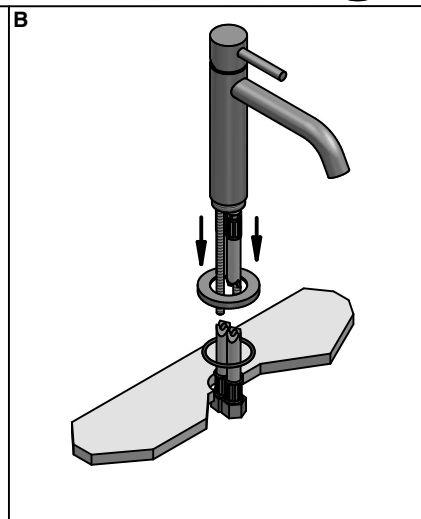
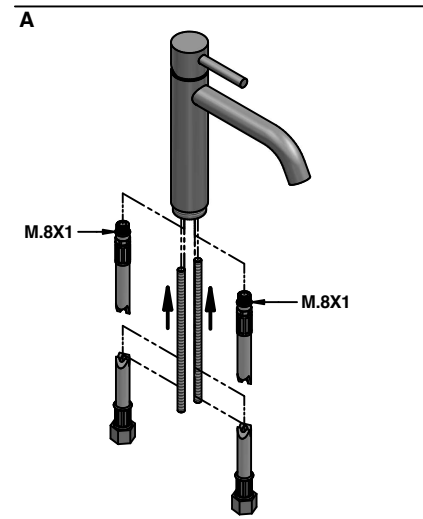
73

PRESSIONE MINIMA DI SERVIZIO :.....0,5 bar
 PRESSIONE DI SERVIZIO MASSIMA :.....5 bar
 PRESSIONE D'USO CONSIGLIATA :.....3 bar
 TEMPERATURA ACQUA CALDA MAX :.....80°C
 TEMPERATURA ACQUA CALDA CONSIGLIATA :.....60°C

In caso di pressione d'esercizio superiore a 5 bar è consigliabile installare un riduttore di pressione sulle tubature di alimentazione.

MINIMUM WORKING PRESSURE:.....0,5 bar
 MAX OPERATING PRESSURE :.....5 bar
 RECOMMENDED OPERATION PRESSURE :.....3 bar
 MAX HOT WATER TEMPERATURE :.....80°C
 RECOMMENDED HOT WATER TEMPERATURE :.....60°C

In case of operating pressures higher than 5 bar it is recommended to install a pressure reducer on the feeding tubes.



SOSTITUZIONE CARTUCCIA - CARTRIDGE REPLACEMENT

SOSTITUZIONE AERATORE - REPLACEMENT AERATOR

