

MENHIR collection

ARCHITECTURAL OUTDOOR LIGHTING



ARCHITECTURAL OUTDOOR LIGHTING


Lundbergdesign

bollard



Micro Menhir bollard

Menhir and Micro Menhir belong to two families with the same elegant and clean impression from linear but evocative drawing. A very effective graphic gesture: a cylindrical base supports the diffuser that, when switched on, reproduces the circular shape of the body on the surface where it is installed. Menhir is the version from the greater dimensions, more apt to public spaces, while Micro Menhir is perfect for private gardens and parks. It is available in three heights and with light distribution on 180° and 360°.




Micro Menhir bollard



Micro Menhir bollard



Menhir bollard



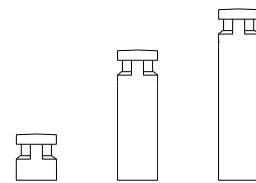


MICRO MENHIR
bollard

IP65
IK 10

2 mm transparent
methacrylate

ø 115 × h. 150 mm
ø 115 × h. 500 mm
ø 115 × h. 800 mm

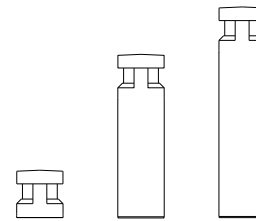


MENHIR
bollard

IP65
IK 08

5 mm transparent
borosilicate glass

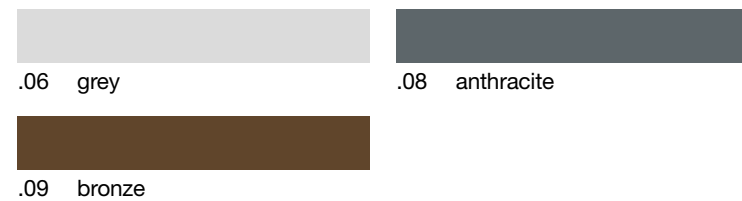
ø 200 × h. 200 mm
ø 200 × h. 620 mm
ø 200 × h. 1050 mm



details

Extruded aluminium alloy body. Die-cast head made of aluminium alloy with very low copper content. A4 Stainless steel screws. The product is subjected to galvanic anodizing treatment divided into distinct phases: mechanical satin finishing, surface degreasing, anodic oxidation and finally fixing. Subsequently the product is painted by performing a double pass in-line process, which allows you to generate a single thick protective layer which then generates barrier against atmospheric agents and UV rays. This allows to achieve corrosion resistance performance in salt spray.

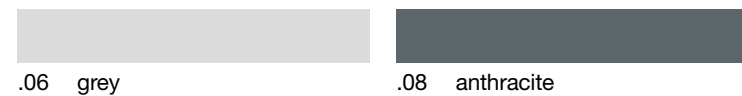
micro menhir finishes



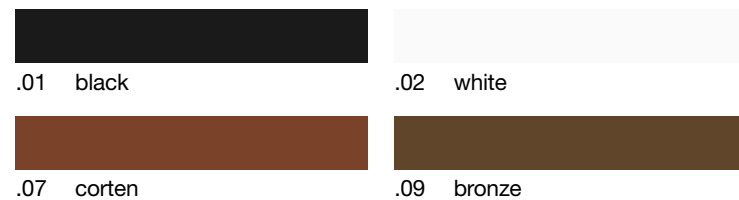
on request finishes



menhir finishes



on request finishes

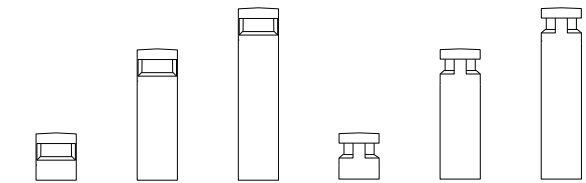


MICRO MENHIR bollard



ø 115 mm

h. 150 mm
h. 500 mm
h. 800 mm



WHITE COB LED

3000K CRI>80
220-240V 50/60Hz ⊕
dimnable TRIAC

2700K / 4000K
available on request

→ ø 115 × h. 150 mm



9,6W | 255 lm (*)
1 opening



800 cd/klm

→ ø 115 × h. 500 mm



16W | 340 lm (*)
1 opening



830 cd/klm

→ ø 115 × H. 800 mm



16W | 340 lm (*)
1 opening



830 cd/klm

→ ø 115 × h. 150 mm



9,6W | 500 lm (*)
2 openings



400 cd/klm

→ ø 115 × h. 500 mm



16W | 665 lm (*)
2 openings



415 cd/klm

→ ø 115 × h. 800 mm



16W | 665 lm (*)
2 openings



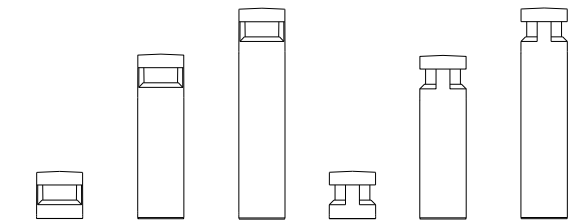
415 cd/klm

MENHIR bollard



ø 200 mm

h. 200 mm
h. 620 mm
h. 1050 mm



WHITE COB LED

3000K CRI>80
220-240V 50/60Hz ⊕
dimnable TRIAC

2700K / 4000K
available on request

→ Ø 200 × h. 200 mm



15,5W | 510 lm (*)
1 opening



760 cd/klm

→ Ø 200 × h. 620 mm



20W | 775 lm (*)
1 opening



760 cd/klm

→ Ø 200 × h. 1050 mm



40W | 1430 lm (*)
1 opening



760 cd/klm

→ Ø 200 × h. 200 mm



15,5W | 915 lm (*)
2 openings



380 cd/klm

→ Ø 200 × h. 620 mm



20W | 1240 lm (*)
2 openings



380 cd/klm

→ Ø 200 × h. 1050 mm



40W | 2500 lm (*)
2 openings



380 cd/klm

(*) Real Data