



CLEANING

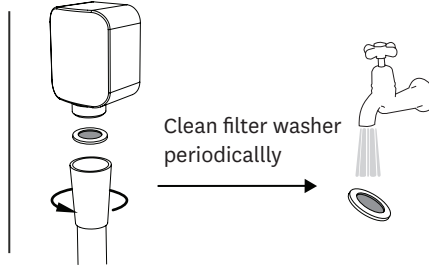
Water contains lime which remains on the surface after the water has evaporated. These lime deposits can be prevented from forming by wiping immediately after use.



Do not use any sharp objects to clean nozzles



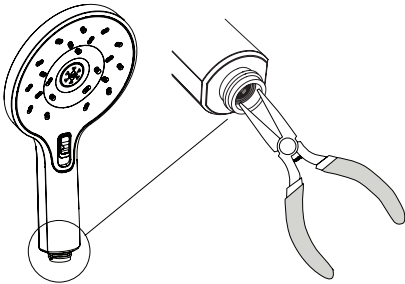
To clean the chrome-plated surface use a soft cloth, soap and warm water. Never use cleaning agents that contain a corrosive acid or a scouring additive.



NOTES:

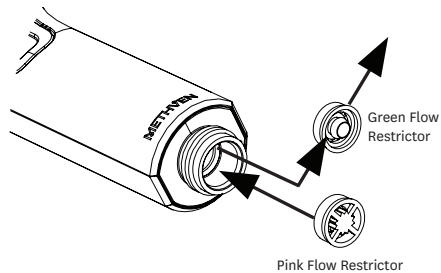
1) Low and unequal systems:

Removal of the flow restrictor with pliers may be necessary to optimise flow performance in low or unequal pressure systems only. Flow restrictor is lodged firmly in the end of the handset.



2) Changing Flow Restrictor:

To change flow rate from WELS 3 Star 8.5 L/min to WELS 2 Star 12 L/min remove green flow restrictor as shown in Note 1. Fit pink flow restrictor so O-ring is visible from bottom of handset.



Methven warrants this product against manufacturing defects and that it is suitable for use under the operating conditions specified in this instruction sheet.

For your warranty please refer to www.methven.com or call Customer Service

New Zealand
0800 804 222

Australia
1300 638 483

USA
1800 975 5409

UK
0800 195 1602

KOHA SATINJET SLIDE RAIL/ HANDSET AND HOSE INSTALLATION GUIDE

TECHNICAL SPECIFICATIONS

Operating Pressure:

Min 35 kPa, Max 500 kPa.

Recommended installation of a pressure limiting valve if supply exceeds 500kPa.

Operating Temperature:

Max 70°C.

NB: New Zealand Building Code Clause G12 - Water Supplies specifies all outlets used primarily for personal hygiene shall deliver water at a safe temperature.

Inlet Connections: All ½" BSP.

Notes:

- After installation all connections must be checked for leaks.
- All installations must be carried out in compliance with relevant water regulations.

