



Sigma Street

220 240V	50 60Hz	CL II	IP66	IK09	IK10 (kit TP)	Ta -30° C +50° C	MC-MD 10 kV
-------------	------------	-------	------	------	------------------	------------------------	----------------



made in Italy

**DATI PRESTAZIONALI**

**Flusso sorgente:** 2185-16390lm  
**Potenza sorgente:** 11.5-95W  
**Temperatura colore:** 3000K, 4000K  
**Indice di resa cromatica:** CRI≥70, SMCD4  
**Illuminazione intelligente:** Mezzanotte virtuale, DALI.  
 CLO su richiesta

**PERFORMANCE DATA**

**Source Flux:** 2185-16390lm  
**Source Power:** 11.5-95W  
**Colour Temperature:** 3000K, 4000K  
**Colour Rendering Index:** CRI≥70, SMCD4  
**Smart Lighting:** Virtual midnight, DALI.  
 CLO on request

**MATERIALI**

**Schermo:** Vetro piano temprato  
**Corpo:** Pressofusione di lega d'alluminio primaria  
 UNI EN AB 47100 (contenuto rame <1%)  
**Lenti:** PMMA ad alta trasparenza  
**Colori:** Sablé100 Noir  
**Finitura:** Fosfocromatazione e verniciatura in polveri di poliestere  
 realizzata in 16 fasi per la miglior resistenza agli agenti atmosferici

**MATERIALS**

**Screen:** Tempered flat glass  
**Body:** Die-cast aluminium primary alloy UNI EN AB 47100  
 (copper content <1%)  
**Lenses:** PMMA High transparent  
**Colours:** Sablé100 Noir  
**Finish:** Phospho-chromatation treated and polyester powder-coated  
 in 16 phases to increase weather resistance

**CARATTERISTICHE**

**Peso massimo:** 4kg (small), 8kg (medium)  
**Alimentazione elettronica:** Inclusa  
**Precablaggio:** Incluso, fornito con 1m di cavo e connettore 4 poli  
**Installazione:** Palo Ø60-Ø76-102mm  
**Orientabilità:** Inclinazione: -90° +45°

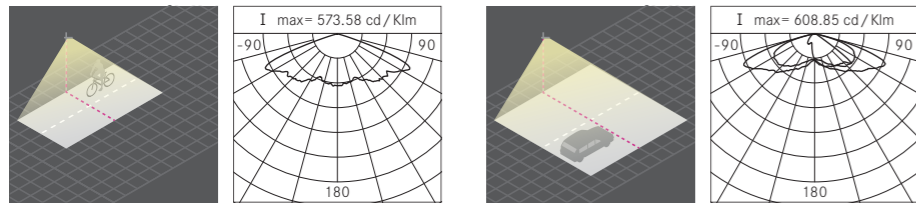
**FEATURES**

**Max Weight:** 4kg (small), 8kg (medium)  
**Electronic Power Supply:** Included  
**Pre-wiring:** Included, provided with cable 1m and 4-pin connector  
**Installation:** Pole Ø60-Ø76-102mm  
**Orientability:** Tilt: -90° +45°

**OPTICS**

L = Larghezza strada, Street Width H = Altezza palo, Pole Height

**Sigma Street Small**



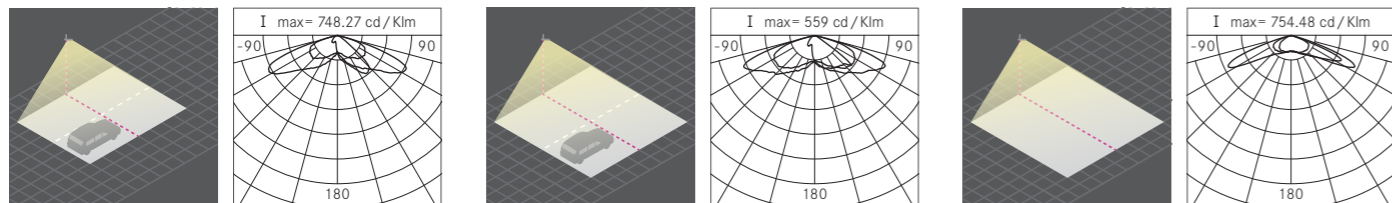
**Street Asymmetrical Optics**

ST-01 (L/H= 0.75)

**Street Asymmetrical Optics**

LA-01 (L/H= 1.25)

**Sigma Street Medium**



**Street Asymmetrical Optics**

ME-01 (L/H= 1)

**Street Asymmetrical Optics**

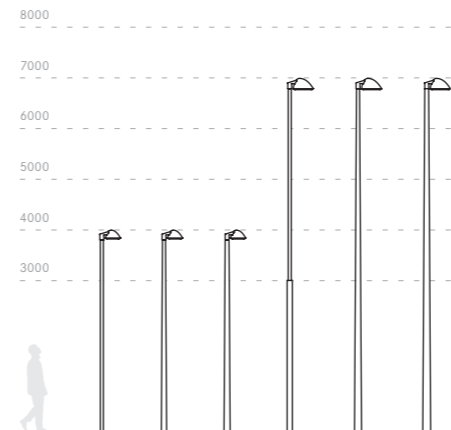

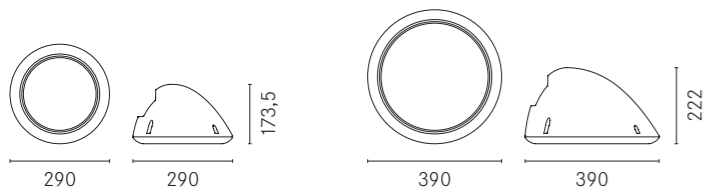
LA-01 (L/H= 1.25)

**Asymmetrical Optics**

LT-06 (L/H= 2)

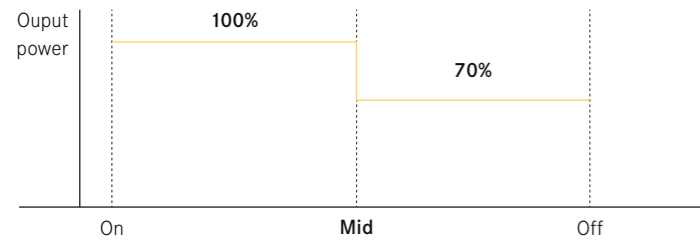
**Sigma Street Small**

**Sigma Street Medium**



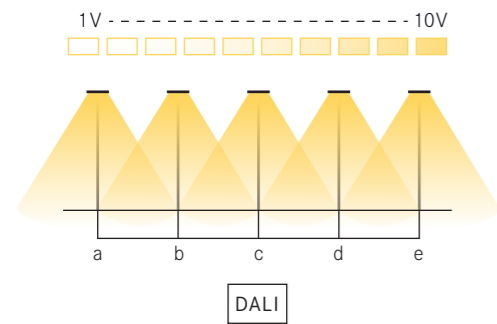
made in Italy

ILLUMINAZIONE INTELLIGENTE *SMART LIGHTING*



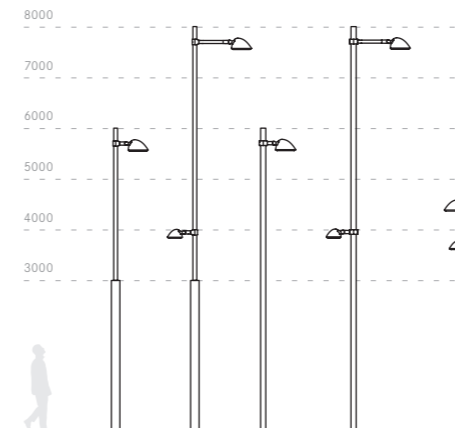
**Mezzanotte virtuale:** Riduzione del flusso luminoso stand-alone, completamente integrata in ogni singolo prodotto e che non richiede nuovi cablaggi o dispositivi esterni. Programmazione preimpostata (MV 70% fino a spegnimento)

**Virtual Midnight:** Stand-alone luminous flux reduction, completely integrated in every product and without need of new wirings or external devices. Preset virtual midnight (VM 70% until shutdown)



**DALI:** È un controllo di tipo digitale, dove ad ogni apparecchio viene assegnato un indirizzo univoco, che permette il controllo del singolo punto luce e la creazione di gruppi di controllo

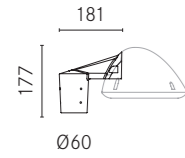
**DALI:** It is a digital type control system where to each device is assigned a unique address which allows to control the single light point and create control groups



ACCESSORI ACCESSORIES

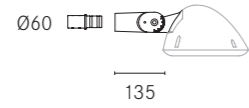
**06SG905C0 - Sablé 100**

B178 Kit testa palo Ø60mm H 90mm  
*B178 Kit post top Ø60mm H 90mm*



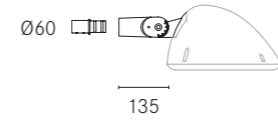
**06SG906C0 - Sablé 100**

B179 Kit lato palo Ø60-76mm (Sigma small)  
*B179 Kit pole side Ø60-76mm (Sigma small)*



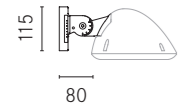
**06SG907C0 - Sablé 100**

B180 Kit lato palo Ø60-76mm (Sigma medium)  
*B180 Kit pole side Ø60-76mm (Sigma medium)*



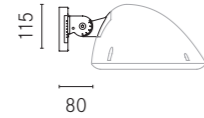
**06SG908C0 - Sablé 100**

B181 Giunto regolabile parete o terra (Sigma small)  
*B181 Adjustable joint for wall or ground (Sigma small)*



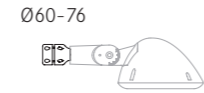
**06SG909C0 - Sablé 100**

B182 Giunto regolabile parete o terra (Sigma medium)  
*B182 Adjustable joint for wall or ground (Sigma medium)*



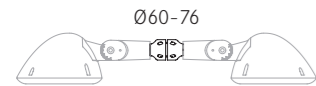
**01AK903C0 - Sablé 100**

L3 Giunto singolo per palo Ø60-76mm  
*L3 Single joint kit for post Ø60-76mm*



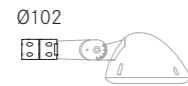
**01AK904C0 - Sablé 100**

L4 Giunto doppio per palo Ø60-76mm  
*L4 Double joint kit for post Ø60-76mm*



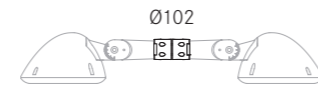
**06AK916C0 - Sablé 100**

B139 Anello palo Ø102mm singolo  
*B139 Single ring for Ø102mm pole*



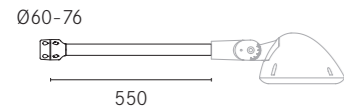
**06AK917C0 - Sablé 100**

B140 Anello palo Ø102mm doppio  
*B140 Double ring for Ø102mm pole*



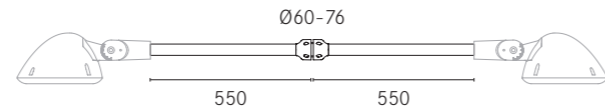
**01AK921C0 - Sablé 100**

B1 Braccio tubolare singolo L 550mm Ø 60mm per palo Ø60-76mm  
*B1 Arm tubular L 550mm Ø60mm for Ø60-76mm pole*



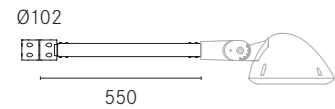
**01AK922C0 - Sablé 100**

B2 Braccio tubolare doppio L 550mm Ø 60mm per palo Ø60-76mm  
*B2 Double arm tubular L 550mm Ø60mm for Ø60-76mm pole*



**06AK907C0 - Sablé 100**

B155 Braccio singolo L 550mm palo Ø102mm  
*B155 Single arm L 550mm pole Ø102mm*



**06AK909C0 - Sablé 100**

B157 Braccio doppio L 550mm palo Ø102mm  
*B157 Double arm L 550mm pole Ø102mm*

