



E k l e i p s i s

Cariboni



Parete, *Wall*, Wand - P. 10



Soffitto, *Ceiling*, Decken - P. 14



Incasso a soffitto, *Recessed Ceiling*, Deckeneinbau - P.18



Bollard, *Poller* - P. 22




Palo, *Pole*, Mast - P. 26




Ø 240



Ø 344



Ø 481



h 36



h 45



h 61




Ø 481



Ø 344



Ø 240



Ø 42
h 500
h 900
h 1000



Ø 76
h 1000
h 2300


Ø 76
h 4000



E k l e i p s i s







Plafoniera, applique, incasso, bollard e pole a luce indiretta.

Un sistema completo per illuminazione esterna e interna proposto in tre differenti dimensioni, dotato esclusivamente di sorgenti LED ad alta efficienza e lunga durata. Il design del prodotto e l'alta tecnologia dei sistemi ottici a luce riflessa garantiscono un elevato grado di comfort visivo. L'assenza di viti a vista e di schermo garantisce maggiore sicurezza e un'elevata resistenza meccanica.

Realizzato in pressofusione di alluminio garantisce grado di protezione IP 66.

Plafoniera, applique e incasso sono in classe di isolamento I.

Le versioni bollard e pole sono in classe di isolamento II.

L'attenzione ai dettagli e la purezza delle sue geometrie rendono il prodotto ideale anche per installazioni indoor in particolare negli ambienti umidi del settore wellness. Ottica simmetrica diffondente realizzata con lente TIR anulare in tecnopolimero combinata a riflettore indiretto bianco diffondente.

Apparecchio esente da rischio fotobiologico (EXEMPT GROUP) secondo EN 62471:2008 e successiva IEC/TR 62471:2009.

Indirect light luminaire for ceiling, surface, recess, bollard and pole installation.

A complete indoor and outdoor lighting system available in three different sizes, equipped exclusively with high efficiency, long-lasting LED light sources.

The product design and the advanced technology of its reflected light optical systems grant an optimum level of visual comfort.

The absence of visible screws as well as the lack of a closure screen guarantee higher safety and mechanical resistance standards.

Made of die-cast aluminum alloy, ensuring the protection level IP 66.

The ceiling, surface, recess versions are insulation class I.

Bollard and pole versions are insulation class II.

The attention to details and the purity of its geometry make the product ideal for indoor installation in particular in wet environments of the wellness industry.

Symmetrical wide beam optics with technopolymer ring-shaped TIR lens combined with an indirect white diffusing reflector.

Luminaire with no photobiological risk (EXEMPT GROUP) in compliance with EN 62471:2008 and the successive IEC/TR 62471:2009.

Decken-, Wand-, Einbau- und Pollerleuchte auf einem Mast mit indirektem Licht.

Ein vollständiges System für die Innen- und Außenbeleuchtung, das in drei verschiedenen Größen erhältlich ist. Die Leuchten sind ausschließlich mit hochleistungsfähigen und langlebigen LED-Lichtquellen ausgestattet.

Das Design des Produkts und die hohe Technologie der optischen Systeme mit reflektiertem Licht bieten einen exzellenten Sehkomfort. Schrauben und Verschlusschirm sind nicht sichtbar und gewährleisten somit eine höhere Sicherheit sowie eine gute mechanische Stärke. Die Aluminiumdruckgusslegierung gewährleistet den Schutz IP 66.

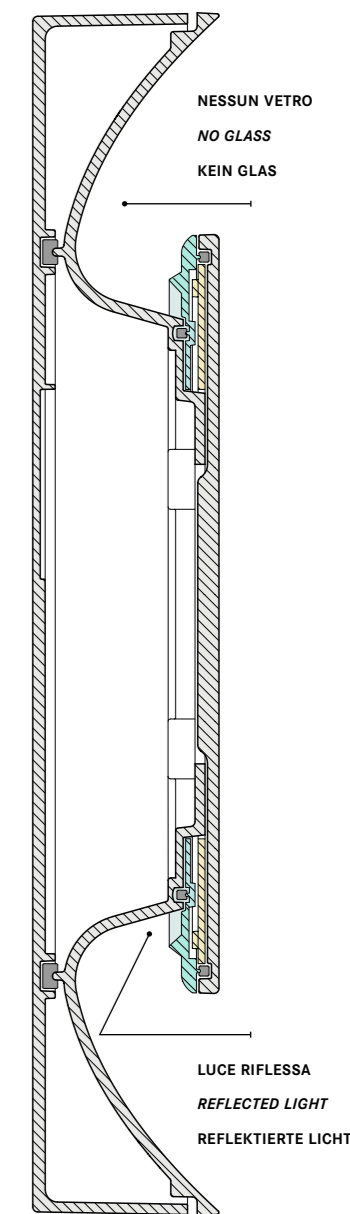
Die Einbauversionen der Decken- und Wandleuchten sind Produkte der Klasse I.

Die Pollerleuchte in der Mastversion entspricht der Kategorie Klasse II.

Mit dem qualitativ sehr hochwertigen Design sind die Leuchten ideal für die Anwendung im Innenbereich, besonders in feuchten Umgebungen der Wellness-Branche, geeignet.

Durch ringförmige TIR-Linsen aus Technopolymer, zusammengestellt mit einem indirekten weißbreitstrahlenden Reflektor, wird eine symmetrisch- und breitstrahlende Optik realisiert.

Die Leuchten sind ohne fotobiologisches Risiko (EXEMPT GROUP) gemäß EN 62471:2008 und nachfolgende IEC/TR 62471:2009.





Parete *Wall Wand*

Apparecchio per installazione a parete, disponibile in tre dimensioni Small, Medium e Large. Su richiesta le varianti media e grande sono disponibili in versione DALI.

Corpo e supporto LED in pressofusione di lega d'alluminio.

Colori: bianco RAL 9003, grigio RAL 9006 e sablé 100 noir.

Sorgenti LED con flusso nominale 1000-1800-3600 lm, con temperatura colore cool e warm white.

CRI (indice di resa cromatica): Ra ≥ 80.

Gli apparecchi sono forniti completi di circuito LED 24V in corrente continua. Driver di alimentazione integrato.

Wall-mounted LED product in three different sizes:

Small, Medium and Large. On demand, the medium and large versions are available with DALI control units.

Body and LED support bracket made of die-cast aluminium alloy.

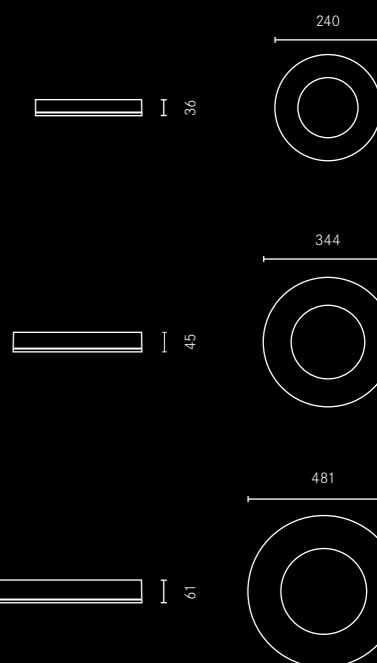

Colours: white RAL 9003, grey RAL 9006 and dark grey sablé 100 noir.

LED sources with nominal flux 1000-1800-3600 lm, with cool and warm white colour temperature.

CRI (Colour Rendering Index): Ra ≥ 80.

The luminaires are equipped with a 24V DC LED circuit.

Integrated power supply driver.





Leuchte für die Wandinstallation, die in drei Größen zur Verfügung steht: Small, Medium und Large.

Auf Anfrage sind die Medium und Large Versionen mit DALI Steuerungsmöglichkeiten lieferbar.

Gehäuse und LED-Halterung aus Aluminiumdruckgusslegierung.

Farben: weiß RAL 9003, grau RAL 9006 und sablé 100 noir.

LED Leuchtquelle mit Nettolichtstrom 1000-1800-3600 lm, in der Temperaturfarbe cool und warm white.

CRI (Farbwiedergabeindex): Ra ≥ 80.

Die Leuchten werden vollständig mit LED 24V Gleichstromkreis und integriertem Treiber ausgeliefert.

Per definizione colore nel codice sostituire “_” con

In order to define the colour of the fitting, replace “_” in the codes with

Zur Farbestimmung, ersetzen Sie “_” in der Artikel-Nr.

A = Grigio RAL 9006 Grey RAL 9006 Grau RAL 9006

C = Sablé 100 Noir

D = Bianco RAL 9003 White RAL 9003 Weiß RAL 9003

Small

06EK1D6300_


LED	12W	1000lm	4000 K	
-----	-----	--------	--------	---

06EK1D6390_


LED	12W	1000lm	3000 K	
-----	-----	--------	--------	---

Medium

06EK1H2300_

LED	19W	1800lm	4000 K	
-----	-----	--------	--------	---

06EK1H2390_

LED	19W	1800lm	3000 K	
-----	-----	--------	--------	---

Large

06EK1O0300_

LED	45W	3600lm	4000 K	
-----	-----	--------	--------	---

06EK1O0390_

LED	45W	3600lm	3000 K	
-----	-----	--------	--------	---



Soffitto *Ceiling* Decken

Apparecchio per installazione a plafone, disponibile in tre dimensioni Small, Medium e Large. Su richiesta le varianti media e grande sono disponibili in versione DALI.

Corpo e supporto LED in pressofusione di lega d'alluminio. Colori: bianco RAL 9003, grigio RAL 9006 e sablé 100 noir. Sorgenti LED con flusso nominale 1000-1800-3600 lm, con temperatura colore cool e warm white.

CRI (indice di resa cromatica): Ra ≥ 80.

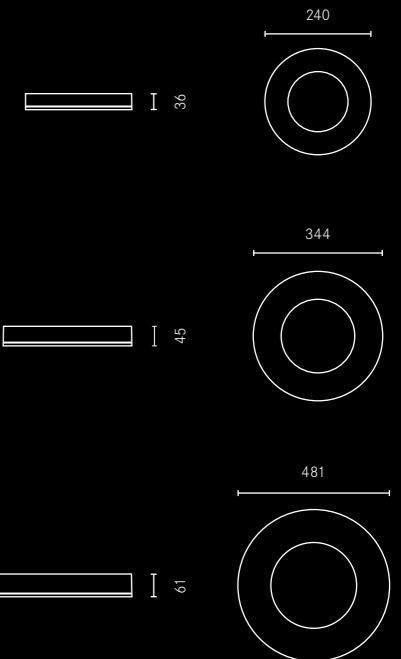

Gli apparecchi sono forniti completi di circuito LED 24V in corrente continua. Driver di alimentazione integrato.

Ceiling-mounted LED product in three different sizes: Small, Medium and Large. On demand, the medium and large versions are available with DALI control units.

Body and LED support bracket made of die-cast aluminium alloy. Colours: white RAL 9003, grey RAL 9006 and dark grey sablé 100 noir. LED sources with nominal flux 1000-1800-3600 lm, with cool and warm white colour temperature.

CRI (Colour Rendering Index): Ra ≥ 80.







The luminaires are equipped with a 24V DC LED circuit. Integrated power supply driver.





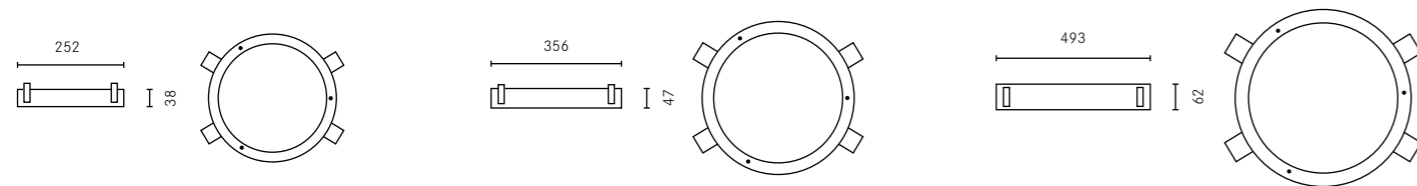
Leuchte für die Wandinstallation, die in drei Größen zur Verfügung steht: Small, Medium und Large. Auf Anfrage sind die Medium und Large Versionen mit DALI Steuerungsmöglichkeiten lieferbar. Gehäuse und LED-Halterung aus Aluminiumdruckgusslegierung. Farben: weiß RAL 9003, grau RAL 9006 und sablé 100 noir. LED Leuchtquelle mit Nettolichtstrom 1000-1800-3600 lm, in der Temperaturfarbe cool und warm white. CRI (Farbwiedergabeindex): Ra ≥ 80. Die Leuchten werden vollständig mit LED 24V Gleichstromkreis und integriertem Treiber ausgeliefert.

Per definizione colore nel codice sostituire “_” con
In order to define the colour of the fitting, replace “_” in the codes with
Zur Farbebestimmung, ersetzen Sie “_” in der Artikel-Nr.
A = Grigio RAL 9006 Grey RAL 9006 Grau RAL 9006
C = Sablé 100 Noir
D = Bianco RAL 9003 White RAL 9003 Weiß RAL 9003

Small				
06EK1D6300_				
LED	12W	1000lm	4000 K	
06EK1D6390_				
LED	12W	1000lm	3000 K	
Medium				
06EK1H2300_				
LED	19W	1800lm	4000 K	
06EK1H2390_				
LED	19W	1800lm	3000 K	
Large				
06EK1O0300_				
LED	45W	3600lm	4000 K	
06EK1O0390_				
LED	45W	3600lm	3000 K	



Kit incasso *Kit for recessed installation* Kit für Einbauinstallation



Incasso a soffitto *Recessed Ceiling* Deckeneinbau Leuchten

Apparecchio per installazione ad incasso adatta per soffitti in cartongesso. Per l'installazione è previsto un sistema di controcassa da ordinare separatamente. Disponibile in tre dimensioni: Small, Medium e Large. Caratteristiche prodotto: vedi sezione plafone pag. 14

The recessed version is suitable for installation in plasterboard ceilings, by means of a recessed housing which must be ordered separately. It is available in three different sizes: Small, Medium e Large. Luminaire characteristics: see ceiling version pag. 14

Diese Version ist mittels Einbaugehäuse (separat zu bestellen) besonders für Installationen an Decken und Wänden aus Gipsplatte geeignet. Sie ist erhältlich in drei verschiedenen Größen: Small, Medium und Large. Produkteigenschaften: Deckeneinbau auf Seite 16

Accessori *Accessories* Zubehör

06EK900J

Kit incasso x cartongesso Ekleipsis Small

Kit for recessed installation in plasterboard surfaces Ekleipsis Small

Kit für Einbauinstallation in Gipsplatte-Flächen Ekleipsis Small

06EK901J

Kit incasso x cartongesso Ekleipsis Medium

Kit for recessed installation in plasterboard surfaces Ekleipsis Medium

Kit für Einbauinstallation in Gipsplatte-Flächen Ekleipsis Medium

06EK902J

Kit incasso x cartongesso Ekleipsis Large

Kit for recessed installation in plasterboard surfaces Ekleipsis Large

Kit für Einbauinstallation in Gipsplatte-Flächen Ekleipsis Large

CL. I IP66

230V 50Hz

IK08

MAX 5 KG

CRI: Ra≥80



Per definizione colore nel codice sostituire “_” con
In order to define the colour of the fitting, replace “_” in the codes with
Zur Farbebestimmung, ersetzen Sie “_” in der Artikel-Nr.
A = Grigio RAL 9006 Grey RAL 9006 Grau RAL 9006
C = Sablé 100 Noir
D = Bianco RAL 9003 White RAL 9003 Weiß RAL 9003

Small

06EK1D6300_				
LED	12W	1000lm	4000 K	●
06EK1D6390_				
LED	12W	1000lm	3000 K	●

Medium

06EK1H2300_				
LED	19W	1800lm	4000 K	●
06EK1H2390_				
LED	19W	1800lm	3000 K	●

Large

06EK1O0300_				
LED	45W	3600lm	4000 K	●
06EK1O0390_				
LED	45W	3600lm	3000 K	●



Bollard Poller - Palo Pole Mast





Bollard *Poller*

Bollard di differenti altezze e dimensioni, completi di piastra di base per il fissaggio a terra. Disponibile in tre varianti H. 500 mm con Ekleipsis Small, H. 1000 mm (H. 900 mm se interrato) con Ekleipsis Small, H. 1000 mm con Ekleipsis Medium. Corpo e supporto LED in pressofusione di lega d'alluminio, fusto in acciaio estruso.

Colori: grigio RAL 9006 e sablé 100 noir.

Sorgenti LED con flusso nominale 1000-1800 lm, con temperatura colore cool e warm white.

CRI (indice di resa cromatica): Ra ≥ 80.

Gli apparecchi sono forniti completi di circuito LED 24V in corrente continua. Driver di alimentazione integrato.

Bollard with different heights and sizes, complete with base plate for ground fastening.

It is available in three different variations: H. 500 mm with Ekleipsis Small, H. 1000 mm (H. 900 mm if embed) with Ekleipsis Small, H. 1000 mm with Ekleipsis Medium.

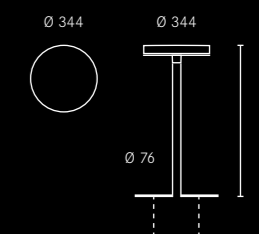
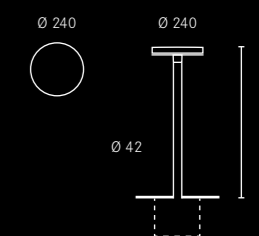
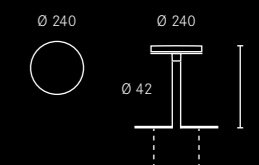
Body and LED support bracket made of die-cast aluminium alloy with shaft in extruded steel.

Colours: grey RAL 9006 and dark grey sablé 100 noir.

LED sources with nominal flux 1000-1800 lm, with cool and warm white colour temperature.

CRI (Colour Rendering Index): Ra ≥ 80.

The luminaires are equipped with a 24V DC LED circuit. Integrated power supply driver.











Pollerleuchte mit unterschiedlichen Höhen und Größen, komplett mit Grundplatte zur Bodenbefestigung.
Die Leuchte ist in drei verschiedenen Varianten erhältlich:
H. 500 mm mit Ekleipsis Small, H. 1000 mm (H. 900 mm wenn vergraben) mit Ekleipsis Small, H. 1000 mm mit Ekleipsis Medium.
Gehäuse und LED-Halterung aus Aluminiumdruckgusslegierung, Stamm aus extrudiertem Stahl.
Farben: weiß RAL 9003, grau RAL 9006 und sablé 100 noir.
LED-Leuchtquelle mit Nettolichtstrom 1000-1800 lm, in der Temperaturfarbe cool und warm white.
CRI (Farbwiedergabeindex): Ra ≥ 80.
Die Leuchten werden vollständig mit LED 24V Gleichstromkreis und integriertem Treiber ausgeliefert.

Per definizione colore nel codice sostituire “_” con
In order to define the colour of the fitting, replace “_” in the codes with
Zur Farbestimmung, ersetzen Sie “_” in der Artikel-Nr.
A = Grigio RAL 9006 Grey RAL 9006 Grau RAL 9006
C = Sablé 100 Noir

Small

06EK5D6300_					
LED	12W	1000lm	4000 K	h 500mm	
06EK5D6390_					
LED	12W	1000lm	3000 K	h 500mm	
06EK3D6300_					
LED	12W	1000lm	4000 K	h 1000mm	
06EK3D6390_					
LED	12W	1000lm	3000 K	h 1000mm	

Medium

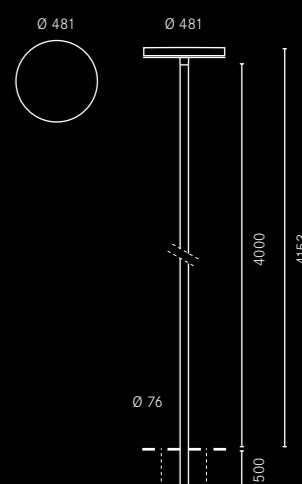

06EK5H2300_					
LED	19W	1800lm	4000 K	h 1000mm	
06EK5H2390_					
LED	19W	1800lm	3000 K	h 1000mm	



Palo Pole Mast

Sistema a palo di differenti dimensioni e altezze, previsto per fissaggio a interrimento. Disponibili, su richiesta, versioni con piastra di base. Due varianti: H. 2300 mm con Ekleipsis Medium, H. 4000 mm con Ekleipsis Large.
Corpo e supporto LED in pressofusione di lega d'alluminio, fusto in acciaio estruso.
Colori: grigio RAL 9006 e sablé 100 noir.
Sorgenti LED con flusso nominale 1800-3600 lm, con temperatura colore cool e warm white
CRI (indice di resa cromatica): Ra ≥ 80.
Gli apparecchi sono forniti completi di circuito LED 24V in corrente continua. Driver di alimentazione integrato.

*Post system with different sizes and heights, suitable for embedment. Versions with base plate are available on demand. Two different variations: H. 2300 mm with Ekleipsis Medium, H. 4000 mm with Ekleipsis Large.
Body and LED bracket made of die-cast, aluminium alloy with shaft in extruded steel.
Colours: grey RAL 9006 and dark grey sablé 100 noir.
LED sources with nominal flux 1800-3600 lm, with cool and warm white colour temperature.
CRI (Colour Rendering Index): Ra ≥ 80.
The luminaires are equipped with a 24V DC LED circuit. Integrated power supply driver.*





Mastsystem mit unterschiedlichen Höhen und Größen, für erdverlegte Bodenbefestigungen geeignet. Auf Anfrage Version mit Bodenplatt lieferbar.

Die Leuchte ist in zwei verschiedenen Varianten erhältlich: H. 2300 mm mit Ekleipsis Medium, H. 4000 mm mit Ekleipsis Large.

Gehäuse und LED-Halterung aus Aluminiumdruckgusslegierung, Stamm aus extrudiertem Stahl.

Farben: grau RAL 9006 und sablé 100 noir.



LED-Leuchtquelle mit Nettolichtstrom 1800-3600 lm, in der Temperaturfarbe cool und warm white.

CRI (Farbwiedergabeindex): Ra ≥ 80.



Die Leuchten werden vollständig mit LED 24V Gleichstromkreis und integriertem Treiber ausgeliefert.

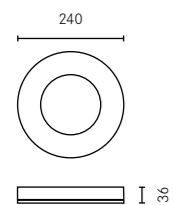
Per definizione colore nel codice sostituire “_” con
In order to define the colour of the fitting, replace “_” in the codes with
Zur Farbestimmung, ersetzen Sie “_” in der Artikel-Nr.
A = Grigio RAL 9006 Grey RAL 9006 Grau RAL 9006
C = Sablé 100 Noir

Medium

06EK4H2300_					
LED	19W	1800lm	4000 K	h 2300mm	
06EK4H2390_					
LED	19W	1800lm	3000 K	h 2300mm	

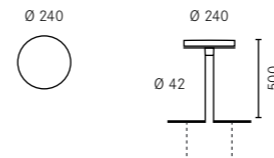
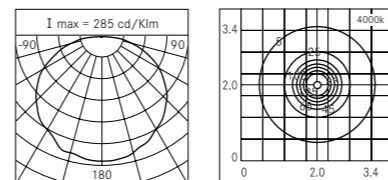
Large

06EK4O0300_					
LED	45W	3600lm	4000 K	h 4000mm	
06EK4O0390_					
LED	45W	3600lm	3000 K	h 4000mm	



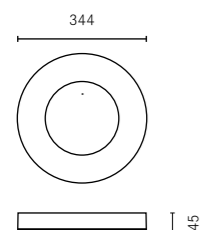
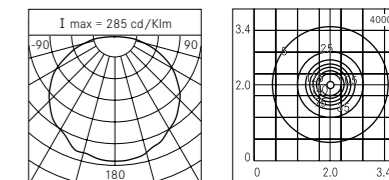
Small

06EK1D6300_				
LED	12W	1000lm	4000 K	●
06EK1D6390_				
LED	12W	1000lm	3000 K	●



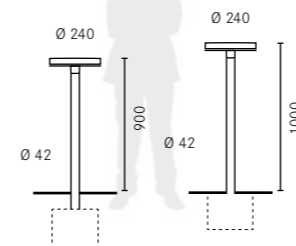
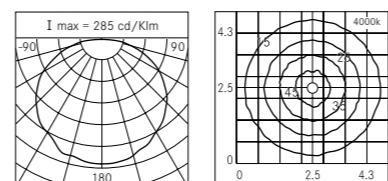
Small

06EK5D6300_				
LED	12W	1000lm	4000 K	h 500mm ●
06EK5D6390_				
LED	12W	1000lm	3000 K	h 500mm ●



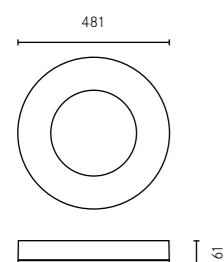
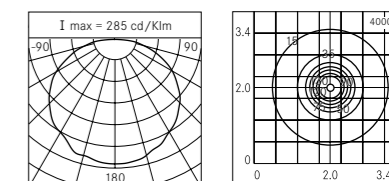
Medium

06EK1H2300_				
LED	19W	1800lm	4000 K	●
06EK1H2390_				
LED	19W	1800lm	3000 K	●



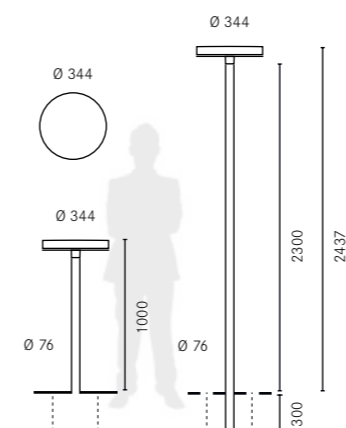
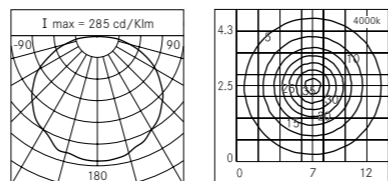
Medium

06EK3D6300_				
LED	12W	1000lm	4000 K	h 1000mm ●
06EK3D6390_				
LED	12W	1000lm	3000 K	h 1000mm ●



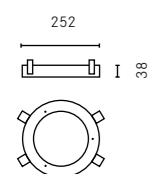
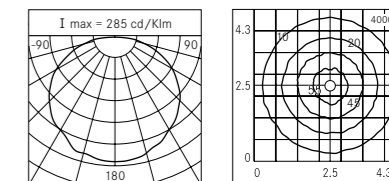
Large

06EK1O0300_				
LED	45W	3600lm	4000 K	●
06EK1O0390_				
LED	45W	3600lm	3000 K	●



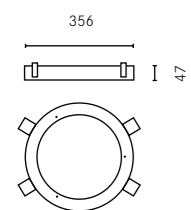
Medium

06EK5H2300_				
LED	19W	1800lm	4000 K	h 1000mm ●
06EK5H2390_				
LED	19W	1800lm	3000 K	h 1000mm ●

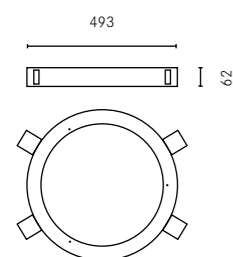


Accessori Accessories Zubehör

06EK900J				
Kit incasso x cartongesso Ekleipsis Small				
<i>Kit for recessed installation in plasterboard surfaces Ekleipsis Small</i>				
Kit für Einbauinstallation in Gipsplatte-Flächen Ekleipsis Small				



06EK901J				
Kit incasso x cartongesso Ekleipsis Medium				
<i>Kit for recessed installation in plasterboard surfaces Ekleipsis Medium</i>				
Kit für Einbauinstallation in Gipsplatte-Flächen Ekleipsis Medium				

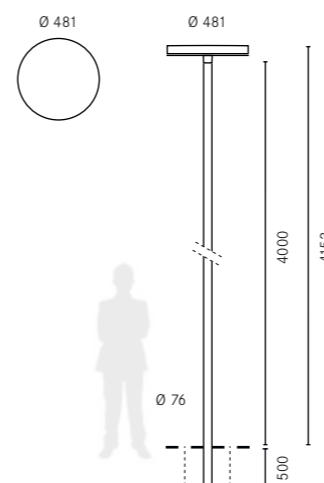
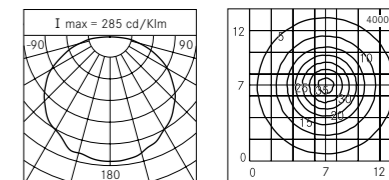


06EK902J				
Kit incasso x cartongesso Ekleipsis Large				
<i>Kit for recessed installation in plasterboard surfaces Ekleipsis Large</i>				
Kit für Einbauinstallation in Gipsplatte-Flächen Ekleipsis Large				

Per definizione colore nel codice sostituire “_” con
In order to define the colour of the fitting, replace “_” in the codes with
Zur Farbestimmung, ersetzen Sie “_” in der Artikel-Nr.
A = Grigio RAL 9006 Grey RAL 9006 Grau RAL 9006
C = Sablé 100 Noir
D = Bianco RAL 9003 White RAL 9003 Weiß RAL 9003

Large

06EK4O0300_				
LED	45W	3600lm	4000 K	h 4000mm ●
06EK4O0390_				
LED	45W	3600lm	3000 K	h 4000mm ●



Per definizione colore nel codice sostituire “_” con
In order to define the colour of the fitting, replace “_” in the codes with
Zur Farbestimmung, ersetzen Sie “_” in der Artikel-Nr.
A = Grigio RAL 9006 Grey RAL 9006 Grau RAL 9006
C = Sablé 100 Noir

Cariboni Lite S.r.l. u.s

Via Della Tecnica, 19
23875 Osnago (Lc)
Tel. +39 039 95211
Fax +39 039 587812
carill@carill.com
caribonigroup.com

Fivep S.p.a.

Via della Tecnica, 19
23875 Osnago (Lc)
Tel. +39 039 95211
Fax +39 039 587812
fivep@fivep.com
caribonigroup.com

Cariboni Lite France

Za Central Parc,
4 Allée du Daim
93420 Villepinte
Tel. +33 1 56480460
Fax +33 1 48605711
cariboni.lite@cariboni.fr
caribonigroup.com

T.I.L.C.

(Tunisian Italian Lighting
Company Sarl)
Z.I. Le Kram
2015 Tunis - Tunisie
Tel. +216 71979501
Fax +216 71979548
tilc@tilc.com.tn
tilc.com.tn