

mina

B

BATHROOM CATALOGUE

M I N A # I N O X

100% STAINLESS STEEL

CATALOGUE BAIN

M I N A # I N O X

100% ACIER INOXYDABLE

CATALOGO BAGNO

M I N A # I N O X

100% ACCIAIO INOSSIDABILE

3 | MINA#inox

7 | Corsivo

29 | Synth

47 | Stiriana

63 | Dimensione 74

75 | Revitrum

83 | Giotto

93 | Must

97 | SHOWER

111 | FITTINGS and COMPLEMENTS



Bathroom



COMPANY

Mina, una storia di passione e di acciaio inox.

MINA è un'azienda familiare capace di unire con innata genuinità l'esperienza artigianale con il gusto per il progetto, la qualità industriale certificata e il legame con la materia prima.

Attiva sin dai primi anni 50, nel 1998 la scelta univoca di produrre rubinetteria esclusivamente in acciaio inossidabile.

L'AISI316L è tutt'oggi l'asse portante dello sviluppo aziendale: per MINA la materia migliore per proporre collezioni di rubinetteria di alta gamma destinate alla cucina e al bagno, spaziando tra complementi e accessori tutti rigorosamente realizzati in acciaio inox.

Eccellenza e passione artigianale si coniugano con la vocazione a seguire personalmente e con attenzione ogni cliente. Per creare progetti su misura, che nascono dal dialogo diretto con l'azienda e riescono a soddisfare sempre le aspettative.

A story of passion and stainless steel.

MINA is a family business able to connect with innate genuinity the artisan experience with the taste for the project, the quality industrial certified and the link with the raw material.

Active since the early 50's, in 1998 the unique choice to produce taps and fittings made exclusively of stainless steel.

The AISI316L is still today the backbone of the company's development: for MINA the best material to propose collections of taps and fittings of high range intended for the kitchen and bathroom, ranging between complements and accessories all strictly made of stainless steel.

Excellence and passion for craftsmanship are combined with a vocation to personally and carefully follow each customer. To create custom-made projects, which are the result of direct dialogue with the company, and are always able to meet expectations.

Une histoire de passion et d'acier inoxydable.

MINA est une entreprise familiale capable de conjuguer l'authenticité innée à l'expérience artisanale avec le goût pour le projet, la qualité certifié industriel et le relation avec la matière première.

Actif depuis le début des années 50, en 1998 le choix unique de produire robinets et robinetterie exclusivement en acier inoxydable.

L'AISI316L est encore aujourd'hui la colonne plus importante du développement de l'entreprise : pour MINA le meilleur matériel pour proposer des collections de robinetteries de gamme haut destinée à la cuisine et à la salle de bains, qui va de la compléments et accessoires tous strictement en acier inoxydable.

L'excellence et la passion de l'artisanat se conjuguent à la vocation de suivre personnellement et attentivement chaque client.

Pour créer des projets sur mesure, issus d'un dialogue direct avec l'entreprise, et sont toujours en mesure de répondre aux attentes.

MINA progetta intorno all'acqua.
Rubinetteria da bagno e da cucina, ambienti domestici o prestigiosi contract, ma anche soluzioni passepartout che trovano spazio in contesti wellness o in progetti outdoor.

MINA designs around water.
Bathroom and kitchen taps, domestic spaces or prestigious contracts, but also passepartout solutions that find space in wellness contexts or in outdoor projects.

MINA dessine autour de l'eau.
Robinetterie de salle de bains et de cuisine, espaces intérieurs ou contrats prestigieux, mais aussi des solutions passepartout qui trouvent leur place dans des contextes de wellness ou dans des projets de plein air.

MINA è esperienza, voglia di sperimentare e capacità di seguire il progetto in ogni aspetto evolutivo. L'idea nasce in MINA, qui viene sviluppata, analizzata e realizzata seguendo tutte le fasi di produzione.
Rigorosamente Made in Italy: made in MINA.

MINA is experience, determination to experiment and ability to follow the project in every evolutionary aspect. The idea was born in MINA, here it is elaborated, analyzed and realized following all the production phases.
Strictly Made in Italy: made in MINA.

MINA, c'est l'expérience, la volonté d'expérimenter et la capacité de suivre le projet dans tous ses aspects évolutifs. L'idée est née à MINA, ici elle est élaborée, analysée et réalisée en suivant toutes les phases de production.
Strictelement Made in Italy : made in MINA.

Ascolto, contatto diretto con il cliente, soluzioni personalizzate, flessibilità produttiva, servizio post vendita.
Un servizio speciale firmato MINA, dedicato interamente a chi progetta.

Ability to listen, direct contact with the customer, customised solutions, production flexibility, after-sales service.
A special service signed MINA, completely dedicated to the designer.

Ecoute, contact direct avec le client, solutions personnalisées, flexibilité de production, service après-vente.
Un service spécial signé MINA, entièrement dédié à ceux qui dessinent.



INOX perchè è resistente alla corrosione.
INOX perchè è igienico e sicuro.
INOX perchè è riciclabile al 100%.
MINA è INOX, ma non solo per le parti estetiche, lavorate per esaltare la superficie dell'acciaio.
In MINA ogni pezzo, anche se destinato ad essere nascosto all'interno della parete, è ricavato integralmente da una barra di acciaio inossidabile AISI316L, per garantire nel tempo un valore di alto livello di utilizzo e di integrità delle proprietà.
La scelta di un materiale di pregio, inalterabile e sano per quelle parti del miscelatore che andranno incassate a muro è una scelta di campo che condiziona, in maniera silenziosa e invisibile, le prestazioni di un miscelatore da incasso.
E' la scelta di MINA.

INOX because it is resistant to corrosion.
INOX because it is hygienic and safe.
INOX because it is 100% recyclable.
MINA is INOX, but not only for the aesthetic parts, worked for to enhance the surface of the steel.
In MINA every piece, even if it is intended to be hidden inside the wall, is fully obtained from a bar of AISI316L stainless steel, to guarantee over time a value of high level of use and integrity o properties.
The choice of a high quality material, unchanged and healthy for those parts of the mixer that will be built-in to the wall is a choice of field that conditions, in a silent and invisible way, the performance of a built-in mixer.
It's the choice of MINA.

INOX pour sa résistance à la corrosion.
INOX parce qu'il est hygiénique et sans risque.
INOX parce qu'il est recyclable à 100%.
MINA est INOX, mais pas seulement pour les parties esthétiques, travaillées pour pour valoriser la surface de l'acier.
En MINA, chaque pièce, même si elle est destinée à être cachée, à l'intérieur du mur, est entièrement sculptée à partir d'une barre de acier inoxydable AISI316L, pour garantir dans le temps une valeur de niveau élevé d'utilisation et d'intégrité des propriétés.
Le choix d'un matériau précieux, inaltérable et sain pour ceux qui le désirent des parties du mélangeur qui seront encastrées dans le mur est un choix de qui conditionne, de façon silencieuse et invisible, le processus de la d'un mélangeur à mur.
C'est le choix de MINA.

BAGNO+CUCINA
BATHROOM+KITCHEN
BAIN+CUISINE

MADE IN ITALY

SU MISURA
CUSTOM MADE
SUR MESURE

AISI316L

B+K

IT

CM

INOX



La canna sottile, l'aeratore dritto, l'inclinazione costante delle linee. Quasi il rubinetto si sporgesse verso l'utente per renderne più confortevole l'utilizzo, in particolare nelle soluzioni ad incasso. E' così che Corsivo accompagna l'acqua verso le mani, in una collezione completa in cui non mancano i dettagli di lavorazione sull'acciaio inox, per sottolineare la vocazione artigianale del prodotto e valorizzarne le superfici.

The thin spout, the straight aerator, the continuous inclination of the lines. The tap almost extends to make the use more comfortable, particularly in built-in solutions. Like this Corsivo accompanies water towards the hands, in a complete collection where there is no lack of details on stainless steel processing, to underline the artisan vocation of the product and enhance its surfaces.

Corsivo

Le bec fin, l'aérateur droit, l'inclinaison constante des lignes. Presque comme si le robinet faisait saillie vers l'utilisateur pour le rendre plus confortable à utiliser, en particulier dans les solutions à mur.
C'est ainsi que **CORSIVO** accompagne l'eau vers les mains, dans une collection complète dans laquelle ne manquent pas les détails du travail de l'acier inoxydable, pour souligner la vocation artisanale du produit et mettre en valeur ses surfaces.

CORSIVO 11279



CORSIVO 11817

C





CORSIVO 11013



CORSIVO 11890





CORSIVO 11251




CORSIVO 11380T



CORSIVO 11001 | 11090



CORSIVO
11819



CORSIVO 11816

CORSIVO 11416





CORSIVO 11321T | 11090



CORSIVO 118711T



CORSIVO 11925

CORSIVO 11490-01142-0711





CORSIVO 11221T



CORSIVO 11927




CORSIVO 11421



CORSIVO | MIRA 0711 | 55100

CORSIVO 11P4





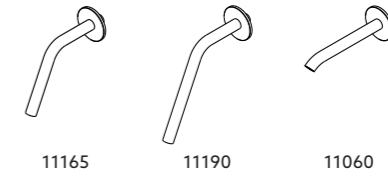
CORSIVO
11900 | 444 |
F400 | 200H8

TECHNICAL

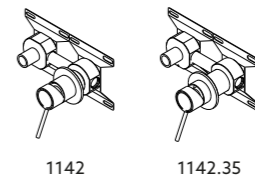
Corsivo

Elenco articoli della collezione Corsivo
 disponibili su MINA /PRICE LIST
 List of articles by Corsivo collection
 available on MINA /PRICE LIST
 Liste des articles de la collection Corsivo
 disponible sur MINA /LISTE DE PRIX


BOCCHIE DI EROGAZIONE DA PARETE
 WALL MOUNTED SPOUTS
 BECS A MUR



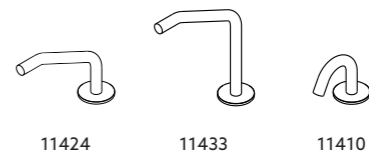
GRUPPO MISCELATORE INCASSO
 CONCEALED WALL MOUNTED MIXER
 GROUPE MITIGEUR A MUR



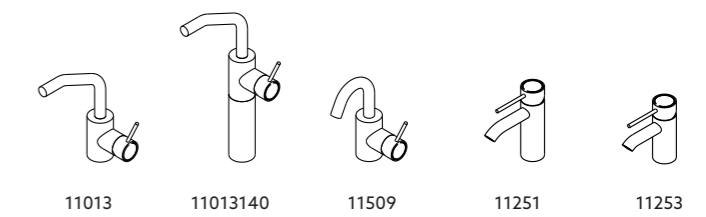
BOCCA DI EROGAZIONE DA SOFFITTO
 CEILING MOUNTED SPOUT
 BEC A PLAFOND



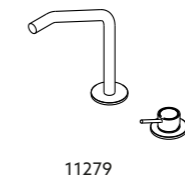
BOCCHIE DI EROGAZIONE DA PIANO
 DECK MOUNTED SPOUTS
 BECS SUR GORGE



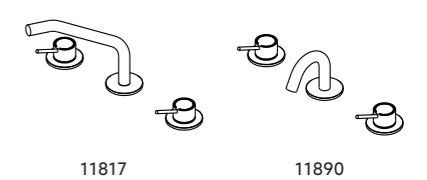
MISCELATORI DA APPOGGIO
 DECK MOUNTED MIXERS
 MITIGEURS SUR GORGE



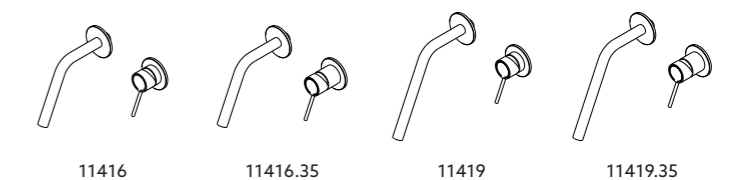
DUE FORI DA PIANO
 TWO HOLE DECK MOUNTED
 DEUX TROUS SUR GORGE



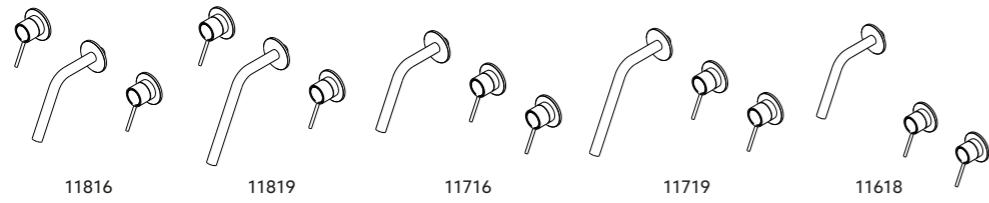
TRE FORI DA PIANO
 THREE HOLE DECK MOUNTED
 TROIS TROUS SUR GORGE



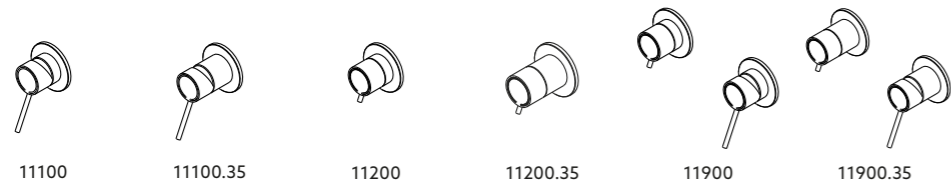
MISCELATORE LAVABO DA INCASSO
 WALL MOUNTED BASIN MIXER
 MITIGEUR LAVABO A MUR



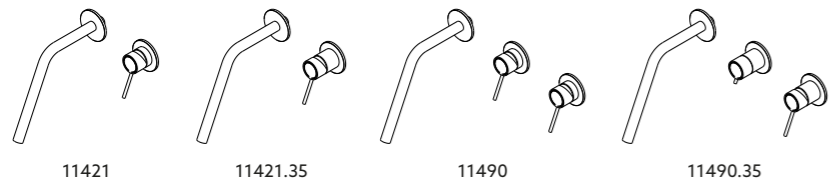
TRE FORI DA PARETE
THREE HOLE WALL MOUNTED
TROIS TROUS A MUR



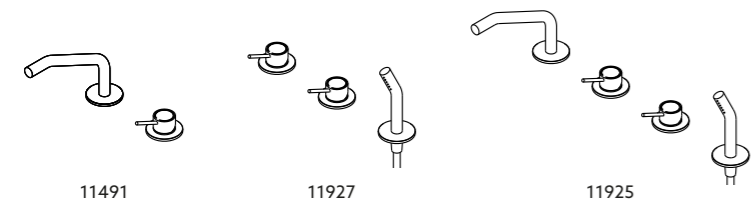
MISCELATORI/ DEVIATORI DA INCASSO
WALL MOUNTED MIXERS / DIVERTERS
MITIGEURS / INVERSEURS A MUR



GRUPPI VASCA INCASSO
WALL MOUNTED BATH SET
GROUPE BAIGNOIRE A MUR



GRUPPI VASCA DA PIANO
DECK MOUNTED BATH SET
GROUPE BAIGNOIRE SUR GORGE



COMANDI TERMOSTATICI
THERMOSTATIC MIXERS
COMMANDES THERMOSTATIQUES



HT112

RUBINETTI ON/OFF A PARETE
SHUT-OFF VALVE
ROBINET ON/OFF A MUR



HV112

BATTERIE TERMOSTATICHE
THERMOSTATIC SET
GROUPE THERMOSTATIQUE

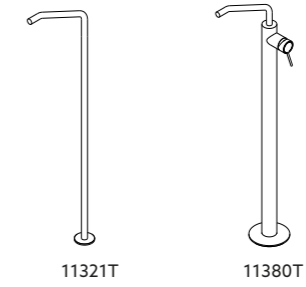


11P2

11P3

11P4

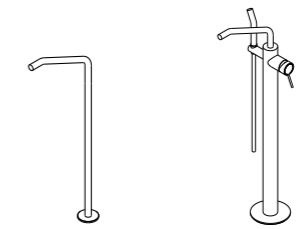
BOCCA DI EROGAZIONE / MISCELATORE LAVABO DA TERRA
FREESTANDING SPOUT / MIXER FOR WASHBASIN
BEC EN PIED / MITIGEUR POUR LAVABO



11321T

11380T

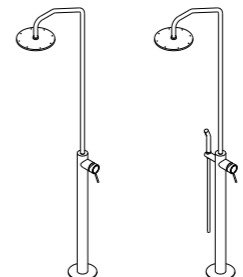
BOCCA DI EROGAZIONE / MISCELATORE VASCA DA TERRA
FREESTANDING SPOUT / MIXER FOR BATHTUB
BEC EN PIED / MITIGEUR POUR BAIGNOIRE



11221T

118711T

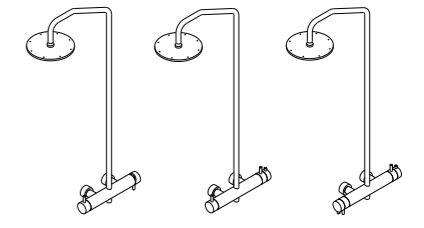
COLONNE DOCCIA
FLOOR STANDING SHOWER
COLONNE DOUCHE



11801T

11802711T

ESTERNO DOCCIA MISCELATORE /
THERMOSTATICO
EXTERNAL SHOWER MIXER / THERMOSTATIC
DOUCHE EXTERNE MITIGEUR /
THERMOSTATIQUE

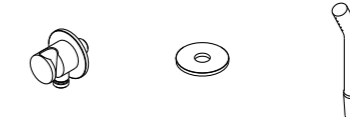


112M40

11TH340

11TH22

DOCCETTE E ACCESSORI
HAND SHOWERS AND COMPLEMENTS
DOUCHETTE ET COMPLEMENTS



01142

55711

0711




Synth parte da un concetto basilare: il controllo dell'acqua attraverso il comando del rubinetto, un cilindro in acciaio inossidabile arricchito da incisioni ed incavi, che permettono di dosare perfettamente l'energia del movimento. La temperatura e la portata sono come il volume e il tono di una melodia, occorre regolarli con cura per raggiungere il comfort ideale, per armonizzare l'acqua.

Synth is the starting point: the handle provides water control. It is a stainless steel cylinder enriched with incisions and grooves which allow to regulate movements. Water temperature and flow rate are like volume and melody tone. They should be carefully regulated to reach the ideal comfort.

Synth

Synth part d'une idée fondamentale : le contrôle de l'eau à travers le commandement du robinet, un cylindre en acier inoxydable enrichi par gravures et creux, qu'ils permettent de doser l'énergie du mouvement parfaitement.

La température et le débit sont comme le volume et le ton d'une mélodie ; il faut le régler avec soin pour atteindre le confort idéal pour harmoniser l'eau.



SYNTH 4721



SYNTH 4509

SYNTH 4514






SYNTH 4817



SYNTH 4918



SYNTH 4118




SYNT 4410 | 4100



SYNT 4133



SYNTH 4380T




SYNTH 4618

S



SYNTH 4490 | 0421 | 0700



SYNTH 44925



SYNTH
4780700WT





SYNTH 4221T



SYNTH 44P4




STEELA 0700 |
0426



SYNTH 4900 | 0426 | 0700_W

SYNTH 44P3 | 0426 | 0700





SYNTH
40802700XT

TECHNICAL

Synth

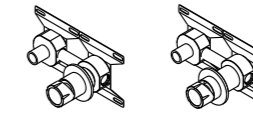
Elenco articoli della collezione Synth
disponibili su MINA /PRICE LIST
List of articles by Synth collection
available on MINA /PRICE LIST
Liste des articles de la collection Synth
disponible sur MINA /LISTE DE PRIX

BOCCHIE DI EROGAZIONE DA PARETE
WALL MOUNTED SPOUTS
BECS A MUR



4018 4021

GRUPPO MISCELATORE INCASSO
CONCEALED WALL MOUNTED
MIXER
GROUPE MITIGEUR A MUR



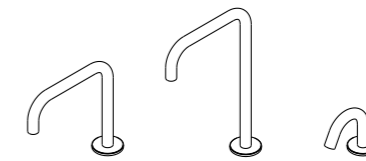
4142 4142.35

BOCCA DI EROGAZIONE DA SOFFITTO
CEILING MOUNTED SPOUT
BEC A PLAFOND

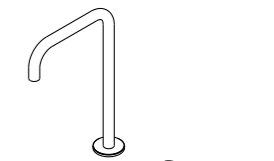


40001

BOCCHIE DI EROGAZIONE DA PIANO
DECK MOUNTED SPOUTS
BECS SUR GORGE

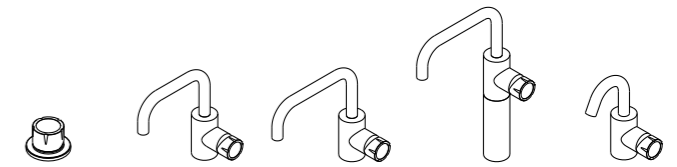


4424 4433 4410




4133

MISCELATORI DA APPOGGIO
DECK MOUNTED MIXERS
MITIGEURS SUR GORGE



4190 4513 4514 4514140 4509

TRE FORI DA PIANO
THREE HOLE DECK MOUNTED
TROIS TROUS SUR GORGE



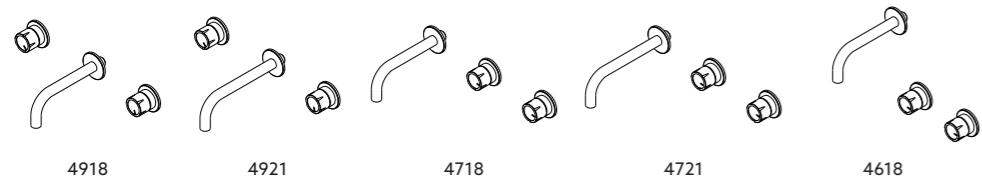
4817 4890 4818

MISCELATORE LAVABO DA INCASSO
WALL MOUNTED BASIN MIXER
MITIGEUR LAVABO A MUR

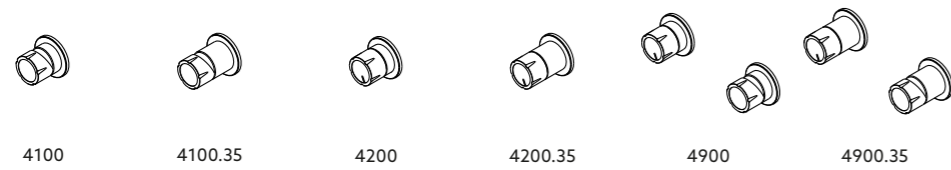


4118 4118.35 4121 4121.35

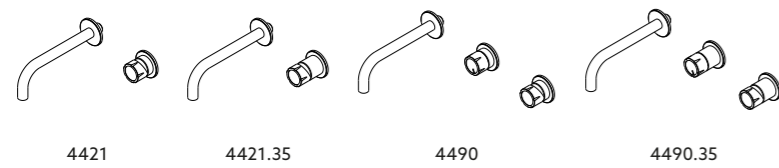
TRE FORI DA PARETE
THREE HOLES WALL MONTED
TROIS TROUS A MUR



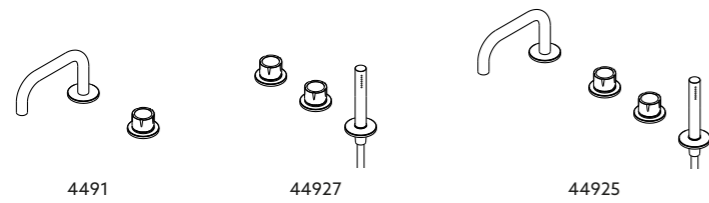
MISCELATORE / DEVIATORE DA INCASSO
WALL MOUNTED MIXER / DIVERTER
MITIGEUR / INVERSEUR A MUR



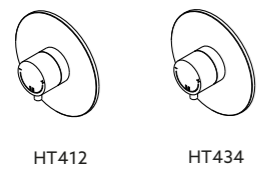
GRUPPI VASCA INCASSO
WALL MOUNTED BATH SET
GROUPE BAIGNOIRE A MUR



GRUPPI VASCA DA PIANO
DECK MOUNTED BATH SET
GROUPE BAIGNOIRE SUR GORGE



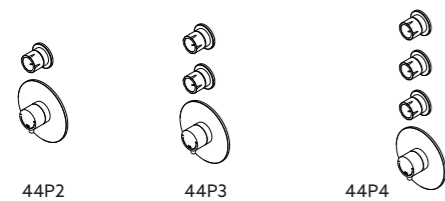
COMANDI TERMOSTATICI
THERMOSTATIC MIXERS
COMMANDES THERMOSTATIQUES



RUBINETTI ON/OFF A PARETE
SHUT-OFF VALVE
ROBINET ON/OFF A MUR



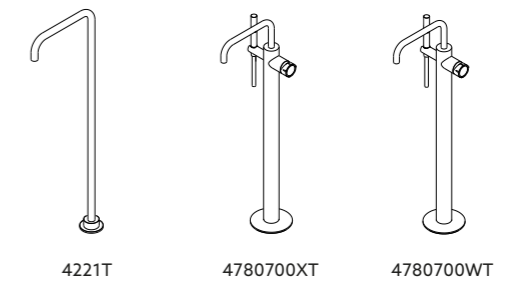
BATTERIE TERMOSTATICHE
THERMOSTATIC SET
GROUPE THERMOSTATIQUE



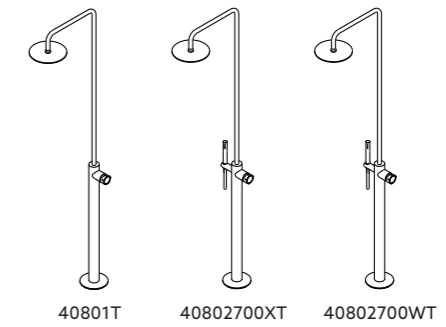
BOCCA DI EROGAZIONE / MISCELATORE LAVABO DA TERRA
FREESTANDING SPOUT / MIXER FOR WASHBASIN
BEC EN PIED / MITIGEUR POUR LAVABO



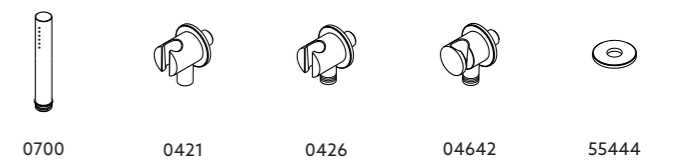
BOCCA DI EROGAZIONE / MISCELATORI VASCA DA TERRA
FREESTANDING SPOUT / MIXERS FOR BATHTUB
BEC EN PIED / MITIGEURS POUR BAIGNOIRE



COLONNE DOCCIA
FLOOR STANDING SHOWER
COLONNE DOUCHE



DOCCETTE E ACCESSORI
HAND SHOWERS AND COMPLEMENTS
DOUCHETTE ET COMPLEMENTS





Stiriana è caratterizzata dalla pulizia formale, libera e spoglia di elementi aggiuntivi: solo acciaio inossidabile nella sua purezza e bellezza essenziale.

Forme geometriche elementari per una collezione completa e flessibile, con una varietà di molteplici articoli per lavabo, bidet, vasca e doccia.

Stiriana is characterized by charming formal proportions and it is free of any additional element. Only stainless steel can emphasise natural beauty and its essential purity.

Geometrical minimal lines for a whole floating collection. It shows a great variety of articles for washbasin, bidet, bathtub and shower.

Stiriana

Stiriana est caractérisé par la propreté formelle, libre et dépouillée d'éléments additionnels : seulement acier inoxydable en pureté et beauté essentielle
Formes géométriques élémentaires pour une collection complète et flexibles, avec une variété d'articles pour le lavabo, le bidet, la zone baignoire et douche.



STIRIANA 6162 | 6200



STIRIANA 1001

STIRIANA 6289





STIRIANA 6190 | custom-made spout

Spazi personalizzati e soluzioni su misura trovano sempre una risposta in **Stiriana**.
Lunghezza e forma della canna possono essere realizzate a progetto.

Personalised spaces and customised solutions always find their way into a reply in **Stiriana**.
Length and shape of the spout can be realized by project.




STIRIANA 2201

Des espaces personnalisés et des solutions sur mesure trouvent toujours leur place en **Stiriana**.
La longueur et la forme du bec peuvent être réalisées par projet.



STIRIANA 6300 | 6100

STIRIANA 6328T | 6190



STIRIANA 6391T

S





STIRIANA 6780400T



STIRIANA 65891 | 0500



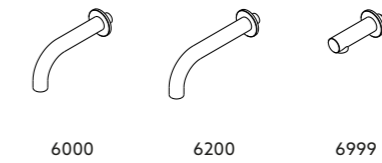
WARA 19480
 STIRIANA HT12R
 STIRIANA 6813
 STEELA 0700
 043

TECHNICAL

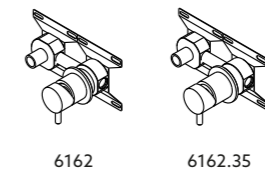
Stiriana

Elenco articoli della collezione Stiriana
 disponibili su MINA /PRICE LIST
 List of articles by Stiriana collection
 available on MINA /PRICE LIST
 Liste des articles de la collection Stiriana
 disponible sur MINA /LISTE DE PRIX

BOCCHIE DI EROGAZIONE DA PARETE
 WALL MOUNTED SPOUTS
 BECS A MUR



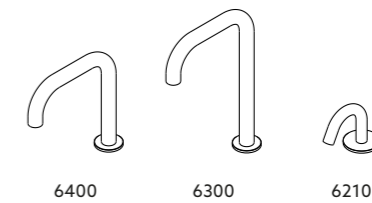
GRUPPO MISCELATORE INCASSO
 CONCEALED WALL MOUNTED MIXER
 GROUPE MITIGEUR A MUR



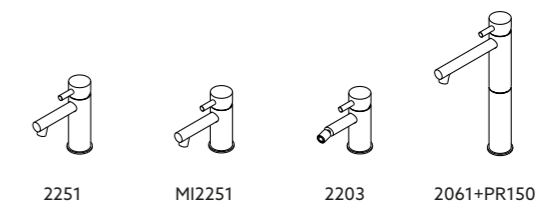
MISCELATORI / DEVIATORI SINGOLI DA PIANO
 DECK MOUNTED MIXERS / DIVERTERS
 MITIGEUR / INVERSEUR SUR GORGE



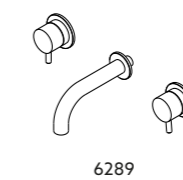
BOCCHIE DI EROGAZIONE DA PIANO
 DECK MOUNTED SPOUTS
 BECS SUR GORGE



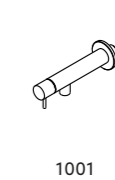
MISCELATORI DA APPOGGIO
 DECK MOUNTED MIXERS
 MITIGEURS SUR GORGE



TRE FORI DA PARETE
 THREE HOLE WALL MONTED
 TROIS TROUS A MUR



RUBINETTO MONO ACQUA
 ONE WAY TAP
 ROBINET UNE EAU



MISCELATORI/ DEVIATORI DA INCASSO
 WALL MOUNTED MIXERS / DIVERTERS
 MITIGEURS / INVERSEURS A MUR



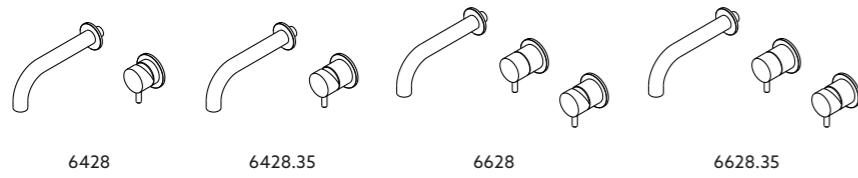


6833 6833.35 6855 6855.35 6900 6900.35



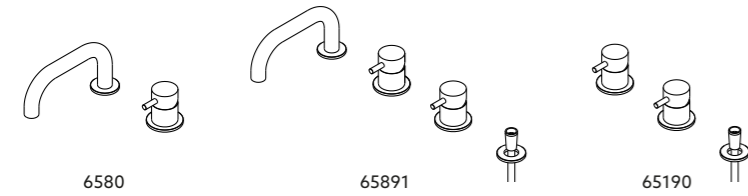
6903 6903.35 6813 6813.35 6815 6815.35

GRUPPI VASCA INCASSO
WALL MOUNTED BATH SET
GROUPE BAIGNOIRE A MUR



6428 6428.35 6628 6628.35

GRUPPI VASCA DA PIANO
DECK MOUNTED BATH SET
GROUPE BAIGNOIRE SUR GORGE



6580 65891 65190

COMANDI TERMOSTATICI
THERMOSTATIC MIXERS
COMMANDES THERMOSTATIQUES



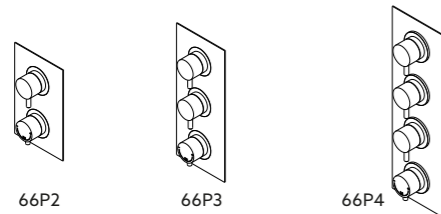
HT12R HT34R

RUBINETTI ON/OFF A PARETE
SHUT-OFF VALVE
ROBINET ON/OFF A MUR



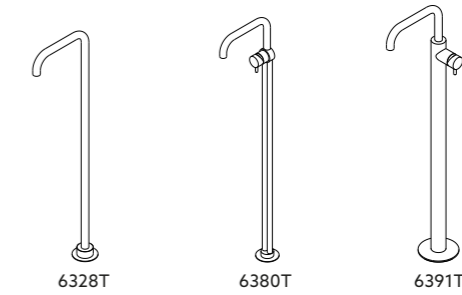
HV12R HV34R

BATTERIE TERMOSTATICHE
THERMOSTATIC SET
GROUPE THERMOSTATIQUE



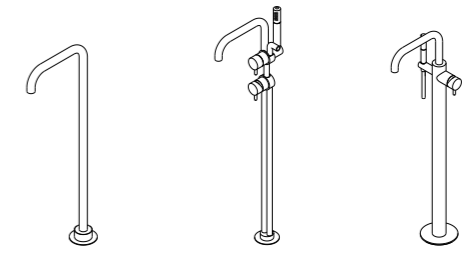
66P2 66P3 66P4

BOCCA DI EROGAZIONE / MISCELATORI LAVABO DA TERRA
FREESTANDING SPOUT / MIXERS FOR WASHBASIN
BEC EN PIED / MITIGEURS POUR LAVABO



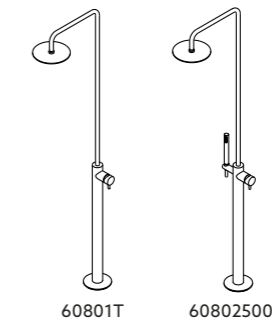
6328T 6380T 6391T

BOCCA DI EROGAZIONE / MISCELATORI VASCA DA TERRA
FREESTANDING SPOUT / MIXERS FOR BATHTUB
BEC EN PIED / MITIGEURS POUR BAIGNOIRE



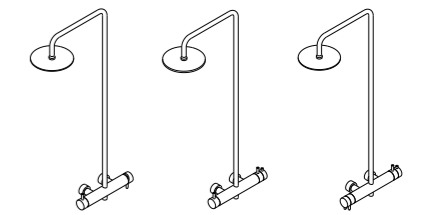
6728T 6780400T 6791700T

COLONNE DOCCIA
FLOOR STANDING SHOWER
COLONNE DOUCHE



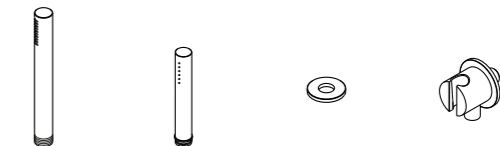
60801T 60802500T

ESTERNO DOCCIA MISCELATORE /
THERMOSTATICO
EXTERNAL SHOWER MIXER / THERMOSTATIC
DOUCHE EXTERNE MITIGEUR / THERMOSTATIQUE



2M40 TH340 TH22

DOCCETTE E ACCESSORI
HAND SHOWERS AND COMPLEMENTS
DOUCHETTE ET COMPLEMENTS



0500 0700 55500 043



Dimensione74 offre misure generose.

Una collezione che gioca con l'equilibrio delle proporzioni, sorprendendo con nuovi rapporti dimensionali che mantengono intatte funzione e praticità d'uso.

Il comando del miscelatore è di diametro 74 mm, mentre la canna abbinata a muro è di 34 mm. È sempre possibile personalizzare la lunghezza della canna in base alle esigenze progettuali.

Dimensione74 shows generous sizes.

The collection plays with the balance of proportions and it amazes by suggesting a new dimensional relationship with space, while function as well as ease of use are preserved. The mixer has 74 mm in diameter, however the spout has a diameter of 34 mm.

The length of the spouts can be customized on demand.

Dimensione74

Dimensione74 présente mesures généreuses.

Une collection qu'il joue avec l'équilibre des proportions, en surprenant avec nouveaux rapports dimensionnels, en maintenant fonction intacte et utilité pratique à l'usage.

Le commande du mitigeur est de diamètre 74mm ; le bec jumelé est de 34mm. Il est aussi possible personnaliser la longueur du bec selon les exigences.

DIMENSIONE74 5152 | 6234



DIMENSIONE74 6034 | 6174


D



DIMENSIONE74
6334T



DIMENSIONE74 5100 | CU5750



DIMENSIONE74 5900 | 043 | 0600

DIMENSIONE74 6174



DIMENSIONE74
HT34R74
HV12R74

DIMENSIONE74
5634
0500
043



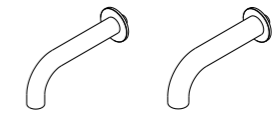
DIMENSIONE74
6734T

TECHNICAL

Dimensione74

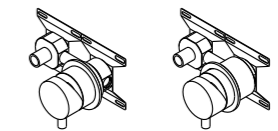
Elenco articoli della collezione Dimensione74
 disponibili su MINA /PRICE LIST
 List of articles by Dimensione74 collection
 available on MINA /PRICE LIST
 Liste des articles de la collection Dimensione74
 disponible sur MINA /LISTE DE PRIX

BOCCHIE DI EROGAZIONE DA PARETE
 WALL MOUNTED SPOUTS
 BECS A MUR



6234 5740

GRUPPO MISCELATORE INCASSO
 CONCEALED WALL MOUNTED MIXER
 GROUPE MITIGEUR A MUR



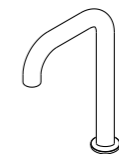
5152 5152.35

MISCELATORE DA PIANO
 DECK MOUNTED MIXER
 MITIGEUR SUR GORGE



6174

BOCCA DI EROGAZIONE DA PIANO
 DECK MOUNTED SPOUT
 BEC SUR GORGE



6034

DUE FORI DA PIANO
 TWO HOLE DECK MOUNTED
 DEUX TROUS SUR GORGE



61734

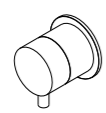
MISCELATORI/ DEVIATORI DA INCASSO
 WALL MOUNTED MIXERS / DIVERTERS
 MITIGEURS / INVERSEURS A MUR




5100 5100.35 5822



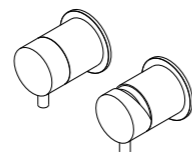
5822.35



5833

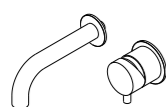


5900

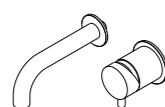


5900.35

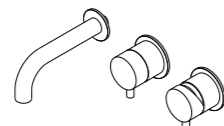
GRUPPI VASCA INCASSO
WALL MOUNTED BATH SET
GROUPE BAIGNOIRE A MUR



5434



5434.35



5634

COMANDI TERMOSTATICI
THERMOSTATIC MIXERS
COMMANDES THERMOSTATIQUES



HT12R74



HT34R74

RUBINETTI ON/OFF A PARETE
SHUT-OFF VALVE
ROBINET ON/OFF A MUR



HV12R74



HV34R74

BOCCA DI EROGAZIONE LAVABO DA TERRA
FREESTANDING SPOUT FOR WASHBASIN
BEC EN PIED POUR LAVABO



6334T

BOCCA DI EROGAZIONE VASCA DA TERRA
FREESTANDING SPOUT FOR BATHTUB
BEC EN PIED POUR BAIGNOIRE

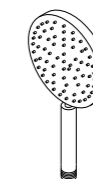


6734T

DOCCETTE E ACCESSORI
HAND SHOWERS AND COMPLEMENTS
DOUCHETTE ET COMPLEMENTS



0500



0600



043



045



Con **Revitrum** il vetro e l'acciaio si congiungono e diventano materia che si modella e prende forma, dando vita ad un prodotto dall'anima ecosostenibile.


Espressione dell'esperienza artigianale unita alla forza del processo industriale, Revitrum associa all'acciaio inox, riciclabile al 100%, un materiale reused come il vetro stampato, proveniente da lastre di recupero.

With **Revitrum** glass and stainless steel collide becoming matter which starts to take shape. The new product has an eco-friendly soul.

Revitrum emphasises the expression of experience combined with the manufacturing process strength. Stainless steel, 100% recyclable, meets the molded glass a reused material from recycled glass slabs.

Revitrum

Avec **Revitrum** le verre et l'acier se joignent et ils deviennent matière qu'il se modèle et il prend forme, en donnant vie à un produit avec un âme écologique.
Expression de l'expérience artisanale unie à la force du procès industriel, Revitrum associe l'acier inox, recyclable au 100%, un matériel comme le verre imprimé provenant de plaque de verre de recouvrement.




REVITRUM 12551 | 6100




REVITRUM 12551 | 6100

REVITRUM 12551



REVITRUM 12610



R



REVITRUM 12551 | 6190



REVITRUM
12534 | 6100

TECHNICAL

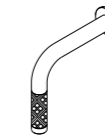
Revitrum

Elenco articoli della collezione Revitrum
disponibili su MINA /PRICE LIST

List of articles by Revitrum collection
available on MINA /PRICE LIST


Liste des articles de la collection Revitrum
disponible sur MINA /LISTE DE PRIX

BOCCA DI EROGAZIONE DA PARETE CON INSERTO IN VETRO
WALL MOUNTED SPOUT WITH GLASS ELEMENT
BEC A MUR AVEC INSERT EN VERRE



12551

BOCCA DI EROGAZIONE DA SOFFITTO
CON INSERTO IN VETRO
CEILING MOUNTED SPOUT WITH GLASS
ELEMENT
BEC A PLAFOND AVEC INSERT EN VERRE



12534

MISCELATORI DA APPOGGIO CON/SENZA INSERTO IN VETRO
DECK MOUNTED MIXERS WITH/WITHOUT GLASS ELEMENT
MITIGEURS SUR GORGE AVEC/SANS INSERT EN VERRE



12690



6190

MISCELATORI DA INCASSO CON/SENZA INSERTO IN VETRO
WALL MOUNTED MIXERS WITH/WITHOUT GLASS ELEMENT
MITIGEURS A MUR AVEC/SANS INSERT EN VERRE



12610



6100



Giotto si distingue per le forme geometriche essenziali e l'originale maniglia: la più tradizionale leva cede infatti il posto ad un "graffio" profondo, che alleggerisce ancora di più la forma, garantendone l'ergonomia. L'armonia degli archi, disegnati dalle canne freestanding, completa con eleganza la collezione.

Giotto stands out for the geometrical shapes and the original handle. The traditional lever shall be replaced by a deep scarf which simplifies even more the item with the purpose of preserving its functions and ease of use. The harmony of the arches, designed by the freestanding spouts, complete the collection with elegance.

Giotto

Giotto est différent pour les formes géométriques essentiels et pour la poigné originale : il n'y a plus le traditionnel levier, mais une « égratignure » profonde qu'il allège encore de plus la forme, en garantissant la fonctionnalité. L'harmonie des arches, dessinées par les becs freestanding, complète la collection avec élégance.



GIOTTO 7180
PR150



GIOTTO 7150



GIOTTO 7203



GIOTTO G2610 | 7081

GIOTTO 7152





GIOTTO G2701 | 2162



GIOTTO 7289



GIOTTO
G2501
7450

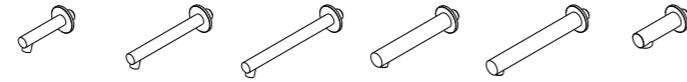
G



GIOTTO G29097T

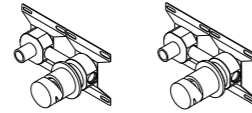
Giotto

BOCCHIE DI EROGAZIONE DA PARETE
WALL MOUNTED SPOUTS
BECS A MUR



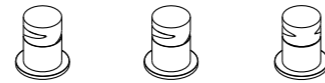
G2501 G2505 G2509 G2750 G2701 G6999

GRUPPO MISCELATORE INCASSO
CONCEALED WALL MOUNTED
MIXER
GROUPE MITIGEUR A MUR



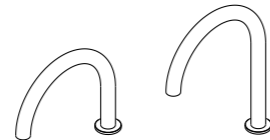
2162 2162.35

MISCELATORI / DEVIATORI SINGOLI DA PIANO
DECK MOUNTED MIXERS / DIVERTERS
MITIGEUR / INVERSEUR SUR GORGE




7090 7091 7081

BOCCHIE DI EROGAZIONE DA PIANO
DECK MOUNTED SPOUTS
BECS SUR GORGE




G2611 G2610

TRE FORI DA PARETE
THREE HOLE WALL MOUNTED
TROIS TROUS A MUR



7289

MISCELATORI DA APPOGGIO
DECK MOUNTED MIXERS
MITIGEURS SUR GORGE



7150 MI7150 7203 7180+PR250

MISCELATORI / DEVIATORI DA INCASSO
WALL MOUNTED MIXERS / DIVERTERS
MITIGEURS / INVERSEURS A MUR



7450 7450.35 7450.45 7822 7822.35 7833



7833.35 7855 7855.35 7400 7400.35

MISCELATORI / DEVIATORI DA INCASSO
WALL MOUNTED MIXERS / DIVERTERS
MITIGEURS / INVERSEURS A MUR



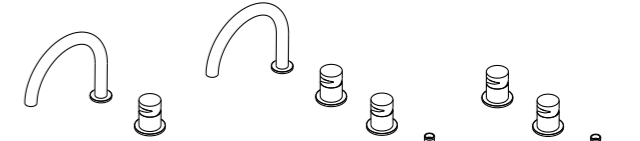
7403 7403.35 7813 7813.35 7815 7815.35

GRUPPI VASCA INCASSO
WALL MOUNTED BATH SET
GROUPE BAIGNOIRE A MUR



7500 7500.35

GRUPPI VASCA DA PIANO
DECK MOUNTED BATH SET
GROUPE BAIGNOIRE SUR GORGE



7522 75891 75190

COMANDI TERMOSTATICI
THERMOSTATIC MIXERS
COMMANDES THERMOSTATIQUES



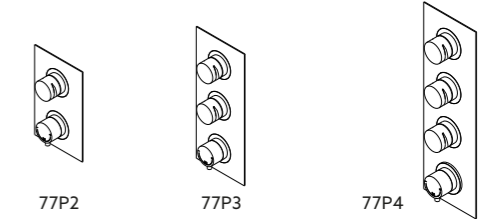
HT12R HT34R

RUBINETTI ON/OFF A PARETE
SHUT-OFF VALVE
ROBINET ON/OFF A MUR



HV12G HV34G

BATTERIE TERMOSTATICHE
THERMOSTATIC SET
GROUPE THERMOSTATIQUE



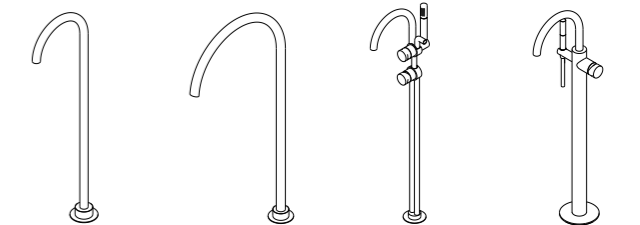
77P2 77P3 77P4

BOCCA DI EROGAZIONE / MISCELATORI LAVABO DA TERRA
FREESTANDING SPOUT / MIXERS FOR WASHBASIN
BEC EN PIED / MITIGEURS POUR LAVABO



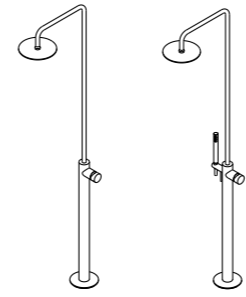
G29090T G2995T G2391T

BOCCHIE DI EROGAZIONE / MISCELATORI VASCA DA TERRA
FREESTANDING SPOUTS / MIXERS FOR BATHTUB
BECS EN PIED / MITIGEURS POUR BAIGNOIRE




G29097T G29099T G29950400T G7991700T

COLONNE DOCCIA
FLOOR STANDING SHOWER
COLONNE DOUCHE



70801T 70802500XT

DOCCETTE E ACCESSORI
HAND SHOWERS AND COMPLEMENTS
DOUCHETTE ET COMPLEMENTS



0500 55500 043

Elenco articoli della collezione Giotto disponibili su MINA /PRICE LIST

List of articles by Giotto collection available on MINA /PRICE LIST

Liste des articles de la collection Giotto disponible sur MINA /LISTE DE PRIX



Must abbina la soluzione del miscelatore ad incasso con il plus della canna estraibile: un'idea che nasce da un'esigenza funzionale per l'ambiente cucina, ma adottata anche per il bagno, ed ovunque ci sia l'esigenza di un miscelatore pratico, ed igienicamente sicuro, poiché interamente in acciaio inox. Lo sviluppo della canna estraibile rimane un dettaglio discreto incassato a parete.

The wall mounted mixer matches the pull-out spout. **Must** is a successful way of thinking not just for the kitchen but also in the bathroom or wherever such mixer is useful. It has hygienic advantages thanks to stainless steel material. The pull-out spout is a discreet detail at the core of the project.

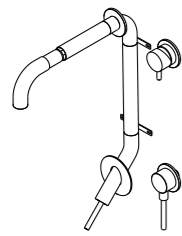
Must

Must combine la solution du mitigeur au mur avec le plus du bec escamotable : une idée qu'il naît d'une exigence fonctionnelle pour la cuisine ; une solution adoptée aussi pour le bain et partout on il y a besoin d'un mitigeur pratique et hygiéniquement sûr, car entièrement en acier inoxydable. Le développement du bec escamotable reste un détail discret encastré au mur.



MUST 9696

GRUPPO LAVABO DA INCASSO CON CANNA ESTRAIBILE
WALL MOUNTED BASIN SET WITH PULL-OUT SPOUT
GROUPE LAVABO A MUR AVEC BEC EXTRACTIBLE



9696



M



Shower



OLIVIA 0801T

Le collezioni MINA, ed in particolare le soluzioni Shower, sono pensate non solo per ambienti domestici, ma anche per spazi outdoor e contesti wellness.

L'acciaio inox resiste perfettamente sia agli agenti esterni che a condizioni sfavorevoli quali zone marine o acque termali.



**SYNT
40801T**



**STIRIANA
60802500T**



**CORSIVO
11802711T**

The MINA collections, and in particular the Shower solutions, are designed not only for domestic spaces, but also for outdoor spaces and wellness contexts.

Stainless steel is perfectly resistant both to external agents and to unfavourable conditions such as sea areas or thermal waters.



SYNTH 40802700WT

Les collections MINA, et en particulier les solutions Douche, sont pour les espaces domestiques, mais aussi pour les espaces extérieurs et le wellness.

L'acier inoxydable résiste parfaitement aux agents extérieurs et aux conditions adverses comme la mer ou les eaux thermales.



POT FILLER 96111



WARA 19480

S



FINE
35300 | FV400



LAMA 06137



VELA 08403



CORSIVO 11TH22



KAI 0200
55100

Kaï è la nuova doccia di MINA con getto Kneipp. Si può inserire in ogni composizione doccia, ma si abbina perfettamente alla colonna doppio termostatico esterna, dove si gestisce con un mix termostatico interamente dedicato.

Kaï is the new MINA hand shower with Kneipp jet. It can be inserted in each shower composition, but it perfectly combines with the column external double thermostatic, where it can be managed with a thermostatic mix entirely dedicated.

Kaï est la nouvelle douchette MINA avec jet Kneipp. Il peut être inséré dans chaque composition de douche, mais elle s'harmonise parfaitement avec la colonne double thermostatique externe, où il peut être contrôlé avec un mix thermostatique entièrement dédié.



CORSIVO 01142 | 0711

SHOWER 444

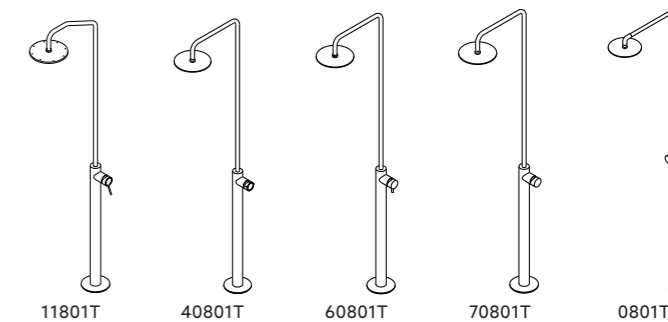


TECHNICAL

Shower

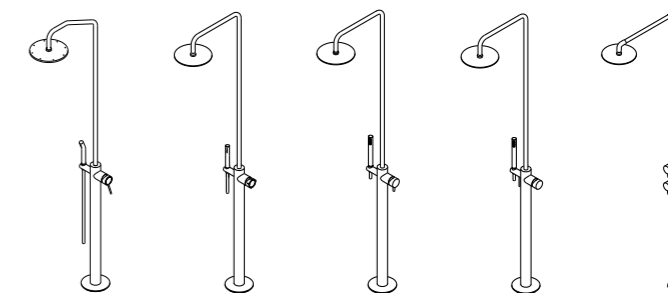
Elenco articoli Shower
 disponibili su MINA /PRICE LIST
 Articles list Shower
 available on MINA /PRICE LIST
 Liste des articles Shower
 disponible sur MINA /LISTE DE PRIX

COLONNE DOCCIA
 STANDING FLOOR SHOWERS
 COLONNES DOUCHE



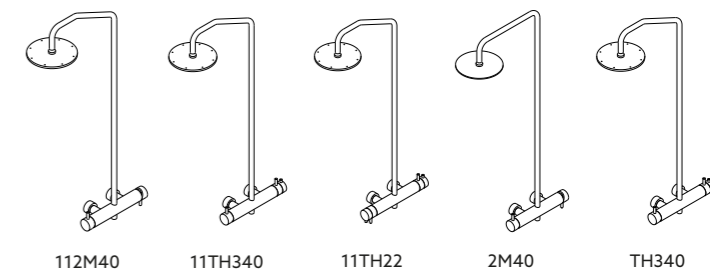
11801T 40801T 60801T 70801T 0801T

COLONNE DOCCIA CON DOCCETTA
 STANDING FLOOR SHOWERS WITH HAND SHOWER
 COLONNES DOUCHE AVEC DOUCHETTE

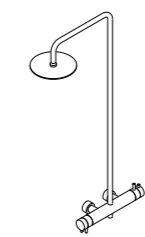


11802711T 40802700XT 60802500T 70802500XT 0802T

ESTERNO DOCCIA MISCELATORE / TERMOSTATICO
 EXTERNAL SHOWER MIXER / THERMOSTATIC
 DOUCHE EXTERNE MITIGEUR / THERMOSTATIQUE



112M40 11TH340 11TH22 2M40 TH340



TH22

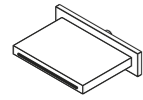
KAI / DOCCETTA CON GETTO KNEIPP
 KAI / HAND SHOWER WITH KNEIPP JET
 KAI / DOUCHETTE AVEC JET KNEIPP



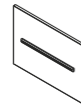
0200 55100

SOFFIONI DOCCIA A PARETE
WALL MOUNTED SHOWER HEADS
POMMES DE DOUCHE MURALS

LAMA

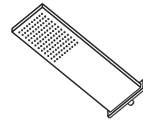


06086

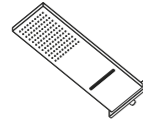


06137

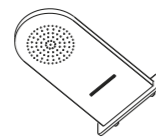
WARA



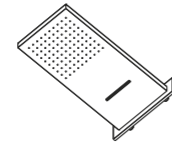
18450



18460



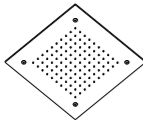
19380




19480

SOFFIONI DOCCIA DA INCASSO
CEILING MOUNTED SHOWER HEADS
POMMES DE DOUCHE A PLAFOND

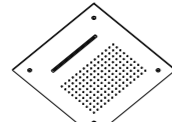
VELA



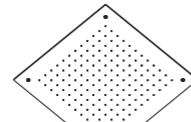
08171



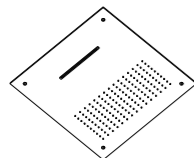
08446



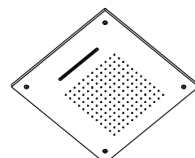
08216



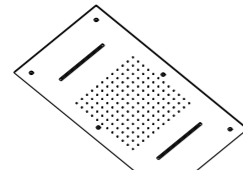
08402



08403



09345

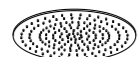


079110

SOFFIONI DOCCIA E BRACCI
SHOWER HEADS AND SHOWER ARMS
POMMES DE DOUCHE ET BRAS



35200



35300



35400



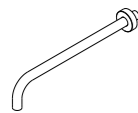
35VR1



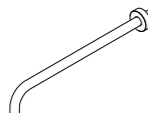
35VR2



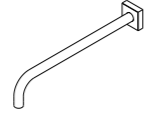
FV400



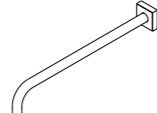
F350



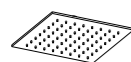
F400



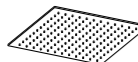
F350Q



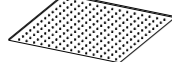
F400Q



45200



45300



45400



45VR1



45VR2



FV400Q

DOCCETTE E ACCESSORI
HAND SHOWERS AND COMPLEMENTS
DOUCHETTES ET COMPLEMENTS




0711



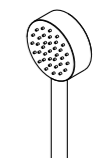
0700



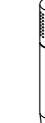
0500



0600



0242



0400



01142



0421



042



043



044



045



0426



04642



02224



0143



0150



55100



55711



55444



55500

SALISCENDI/BODY JETS
SHOWER SLIDE BARS / BODY JETS
BARRE COULIDOUCHE / BODY JETS



0419



444



Fittings and complements

Creata dal taglio a laser di una lastra in acciaio inox, Emme è la collezione di accessori MINA.

Da guardare con un pizzico di meraviglia per rileggere gli oggetti quotidiani in chiave evocativa: il profilo disegnato della gruccia, le curve geometriche di un "cactus", le lunghe linee parallele delle barre, interrotte da contenitori di oggetti. La chiave di lettura è la semplicità, che permette di collocarli in ogni contesto, dentro e fuori il bagno.



EMME 1580 | 1420



EMME 1562

EMME 27070 | 7070



ACCESSORI EMME
RIFLETTERE
UN'ATMOSFERA
RIMANENDO SEMPRE
GLI STESSI.

E



EMME 1560 | 1420



EMME 1212



PL250

Created by laser cutting a stainless steel plate, Emme is the MINA accessories collection.

To be looked at with a pinch of wonder to reread everyday objects in an evocative key: the designed profile of the hanger, the geometric curves of a "cactus", the long parallel lines of the bars, interrupted by containers of objects. The key to interpretation is simplicity, which permits them to be placed in any context, inside and outside the bathroom.

Créée par la découpe au laser d'une plaque en acier inoxydable, Emme est la collection d'accessoires MINA.

A regarder avec une note suggestive pour relire les objets du quotidien dans une clé évocatrice : le profil dessiné du portemanteau, les courbes géométriques d'un "cactus", les longues lignes parallèles des barres, séparées par des porte-objets. La clé de l'interprétation est la simplicité, qui permet de les placer dans tous les contextes, à l'intérieur comme à l'extérieur de la salle de bain.



EMME 20123 | 1420

03143 | 0900 | 55100

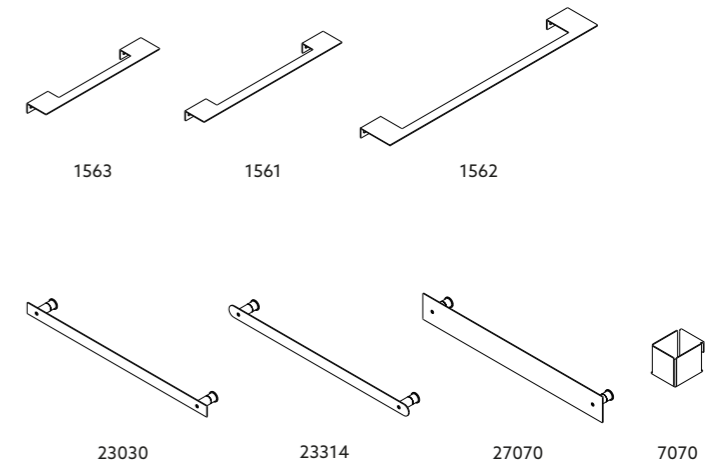




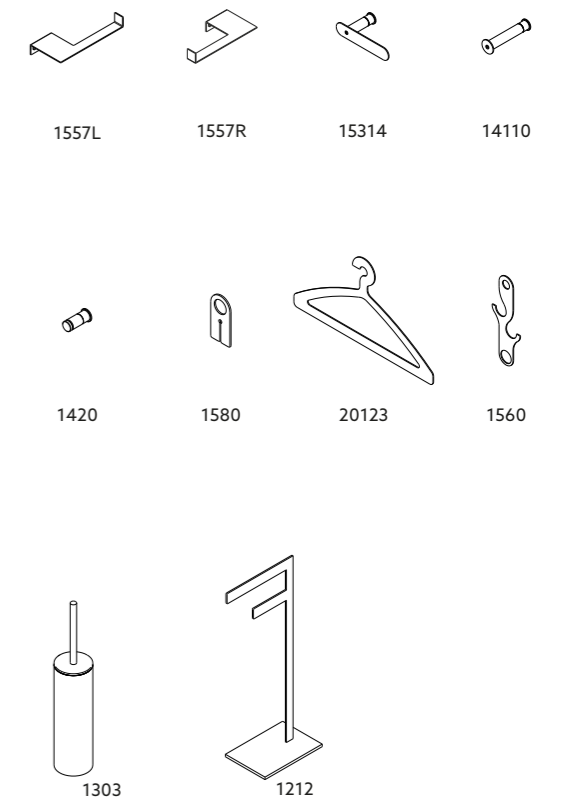
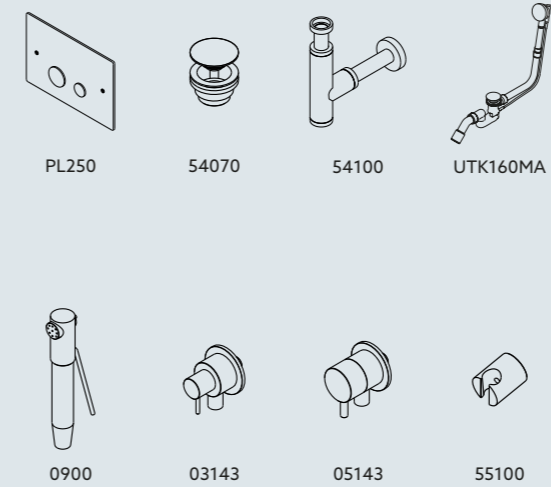
TECHNICAL

Emme fittings

ACCESSORI
FITTINGS
ACCESSOIRES



Complements



L'elenco completo per Accessori e Complementi è disponibile su MINA /PRICE LIST

All the accessories and complements in the list is available on MINA /PRICE LIST

La liste complète des accessoires et compléments est disponible sur MINA /PRICE LIS

L'azienda si riserva in qualunque momento di apportare modifiche a prodotti e accessori. I dati riportati in questo documento hanno carattere informativo e non sono vincolanti.

The manufacturer reserves the right to modify products and accessories at any time. Dates, products and sketches included in this document are just for information and do not bind the producer.

Les données fournies dans le present document sont seulement d'information et ne sont pas contraignant. La société se réserve le droite d'apporter des modifications aux produits et accesories en tout le temps.

AZIENDA CON SISTEMA DI GESTIONE QUALITÀ CERTIFICATO. ISO 9001:2015
COMPANY WITH QUALITY MANAGEMENT SYSTEM CERTIFIED TO ISO 9001:2015
ENTREPRISE AVEC UN SYSTÈME DE GESTION DE LA QUALITÉ CERTIFIÉ ISO 9001:2015

Mina s.r.l.
Via Zignone 26
13017 Quaronara (VC) Italy
Tel. +39 0163 432410 / 432756
www.minainox.com

BATHROOM MINA #inox

v.1/B

Art Direction e Styling: Zu.Ba.Lu.

Photography : Neroluca

Graphic: Zu.Ba.Lu.

THANKS TO

Brera Group - Ceramica Flaminia - GSI - Maidea - Moab80 -
Wilson & Morris - Officina Cosmetica Antichi Ricordi - Contro
Occorrente - BigMat Guglielmina | Varallo - Colorificio Villa |
Borgosesia - Novarredo | Boca - Capanne Suites | Montalcino -
Stéphane Herrgott Architecte | Himalayanbirchhouse.ch

A large, white, serif letter 'B' is positioned on the left side of a light blue vertical bar that runs down the center of the page. The 'B' is partially cut off by the left edge of the page.

www.minainox.com

mina

Mina s.r.l.

Via Zignone 26

13017 Quarona (VC) Italy

Tel. +39 0163 432410 / 432756